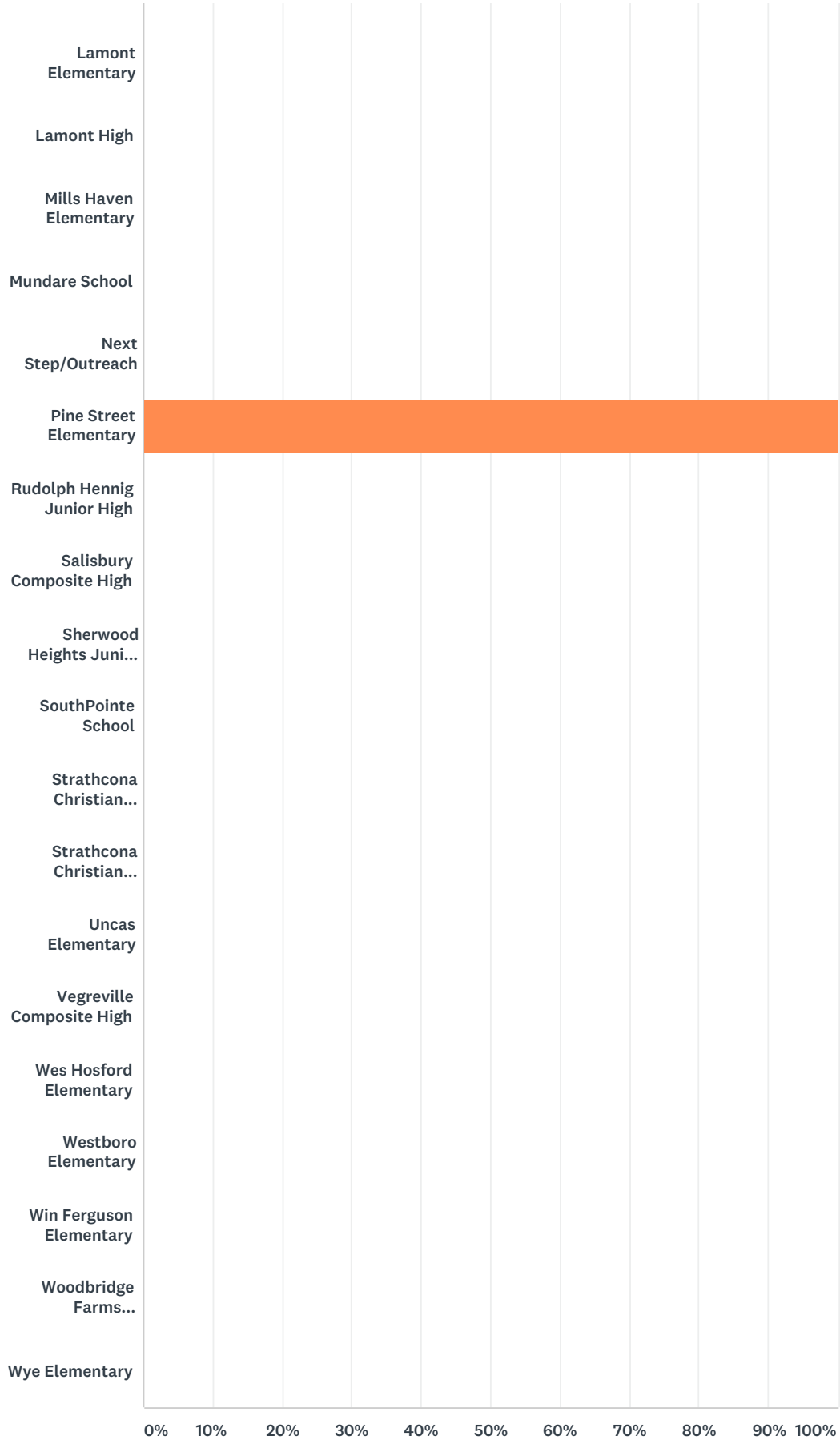


EIPS Parent Survey 2018-19



EIPS Parent Survey 2018-19

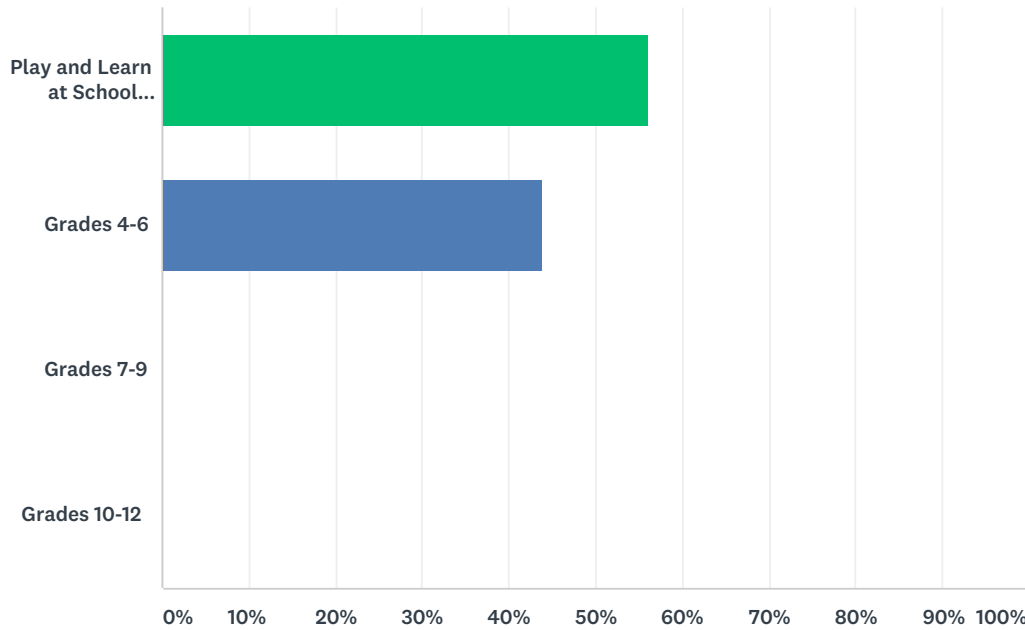
ANSWER CHOICES	RESPONSES	
A.L. Horton Elementary	0.00%	0
Andrew School	0.00%	0
Ardrossan Elementary	0.00%	0
Ardrossan Junior Senior High	0.00%	0
Bev Facey Community High	0.00%	0
Brentwood Elementary	0.00%	0
Bruderheim School	0.00%	0
Clover Bar Junior High	0.00%	0
Davidson Creek Elementary	0.00%	0
École Campbelltown	0.00%	0
École Parc Élémentaire	0.00%	0
F.R. Haythorne Junior High	0.00%	0
Fort Saskatchewan Christian	0.00%	0
Fort Saskatchewan Elementary	0.00%	0
Fort Saskatchewan Senior High	0.00%	0
Fultonvale Elementary Junior High	0.00%	0
Glen Allan Elementary	0.00%	0
James Mowat Elementary	0.00%	0
Lakeland Ridge	0.00%	0
Lamont Elementary	0.00%	0
Lamont High	0.00%	0
Mills Haven Elementary	0.00%	0
Mundare School	0.00%	0
Next Step/Outreach	0.00%	0
Pine Street Elementary	100.00%	91
Rudolph Hennig Junior High	0.00%	0
Salisbury Composite High	0.00%	0
Sherwood Heights Junior High	0.00%	0
SouthPointe School	0.00%	0
Strathcona Christian Academy Elementary	0.00%	0
Strathcona Christian Academy Secondary	0.00%	0
Uncas Elementary	0.00%	0
Vegreville Composite High	0.00%	0
Wes Hosford Elementary	0.00%	0

EIPS Parent Survey 2018-19

Westboro Elementary	0.00%	0
Win Ferguson Elementary	0.00%	0
Woodbridge Farms Elementary	0.00%	0
Wye Elementary	0.00%	0
TOTAL		91

Q2 What grade is your child currently in?

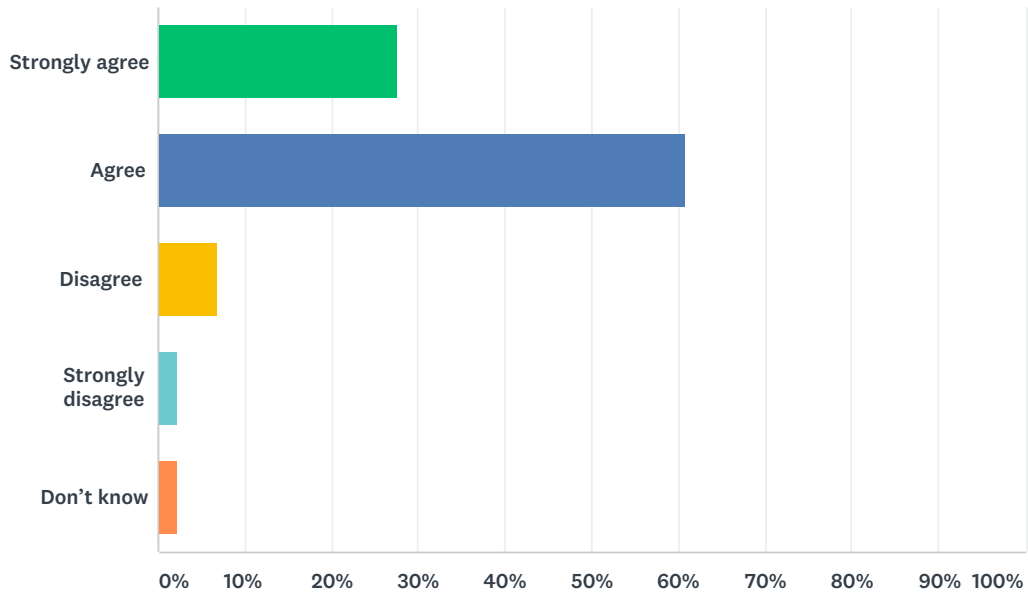
Answered: 91 Skipped: 0



ANSWER CHOICES	RESPONSES	
Play and Learn at School (PALS) Kindergarten Grades 1-3	56.04%	51
Grades 4-6	43.96%	40
Grades 7-9	0.00%	0
Grades 10-12	0.00%	0
TOTAL		91

Q3 My child's individual needs are met.

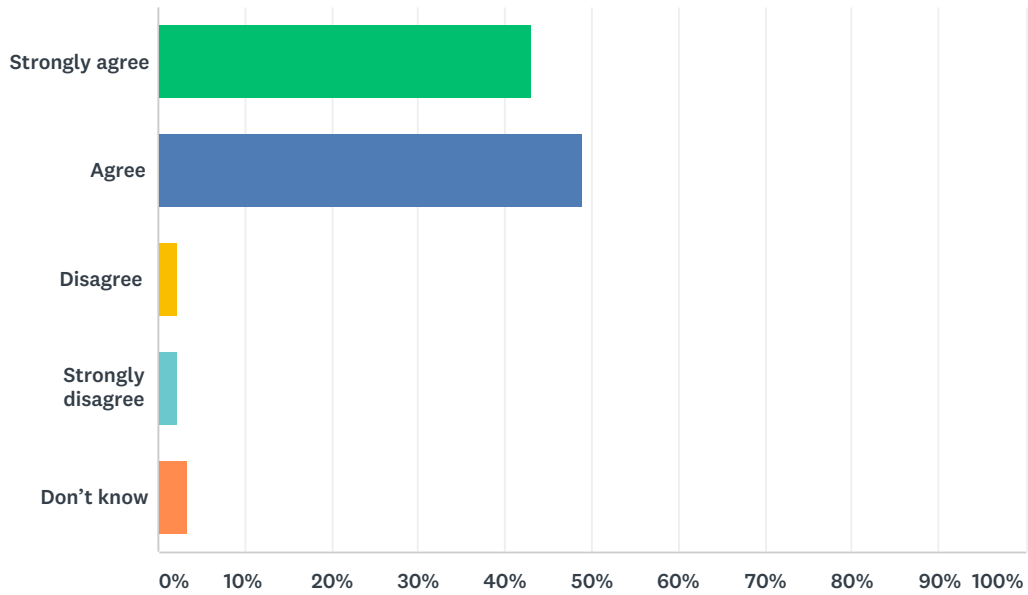
Answered: 87 Skipped: 4



ANSWER CHOICES	RESPONSES	
Strongly agree	27.59%	24
Agree	60.92%	53
Disagree	6.90%	6
Strongly disagree	2.30%	2
Don't know	2.30%	2
TOTAL		87

Q4 My child is encouraged at school to do his or her best.

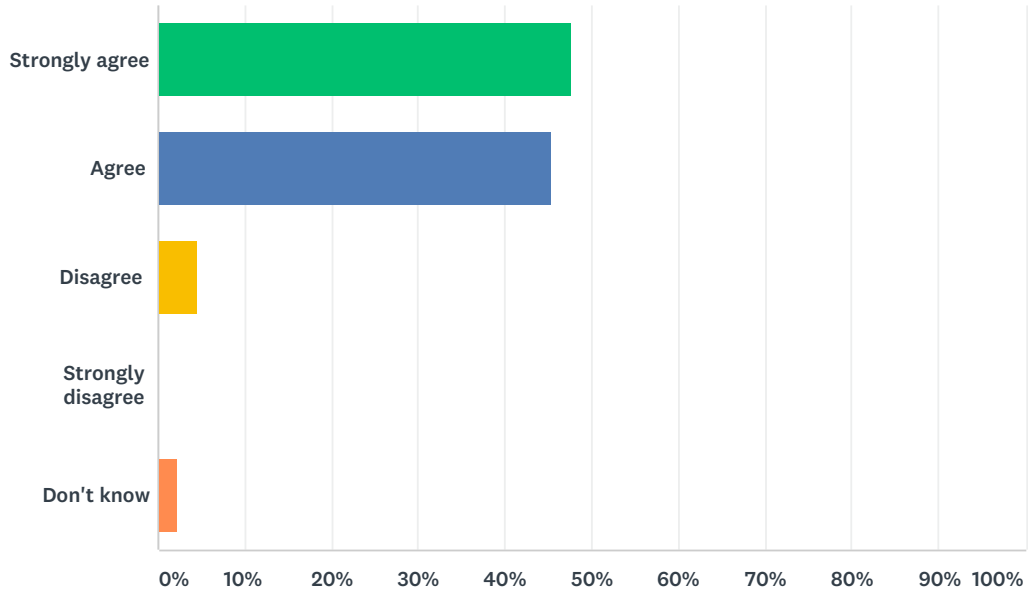
Answered: 88 Skipped: 3



ANSWER CHOICES	RESPONSES	
Strongly agree	43.18%	38
Agree	48.86%	43
Disagree	2.27%	2
Strongly disagree	2.27%	2
Don't know	3.41%	3
TOTAL		88

Q5 My child is demonstrating growth in literacy.

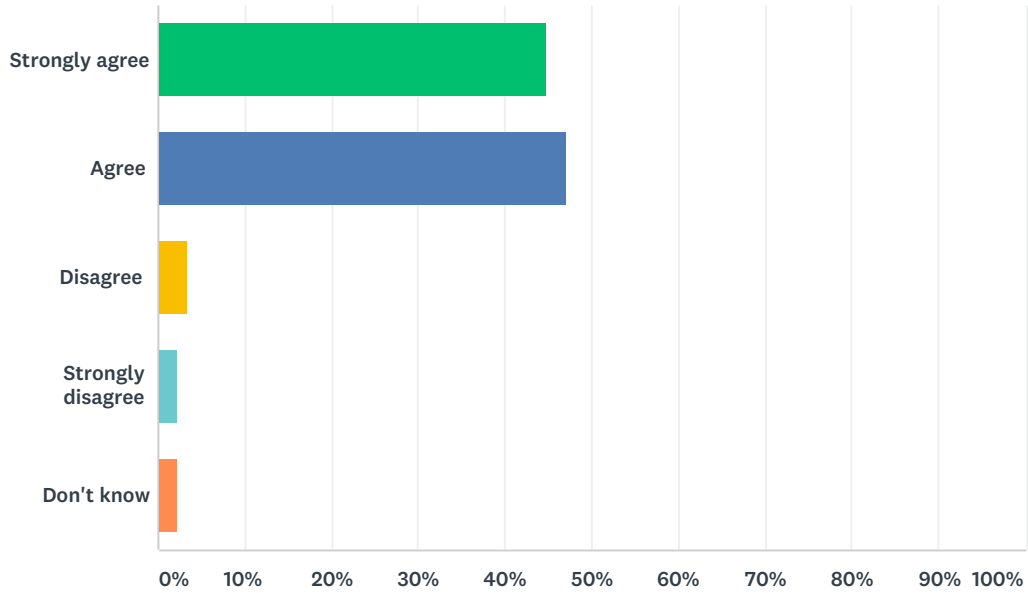
Answered: 88 Skipped: 3



ANSWER CHOICES	RESPONSES	
Strongly agree	47.73%	42
Agree	45.45%	40
Disagree	4.55%	4
Strongly disagree	0.00%	0
Don't know	2.27%	2
TOTAL		88

Q6 My child is demonstrating growth in numeracy.

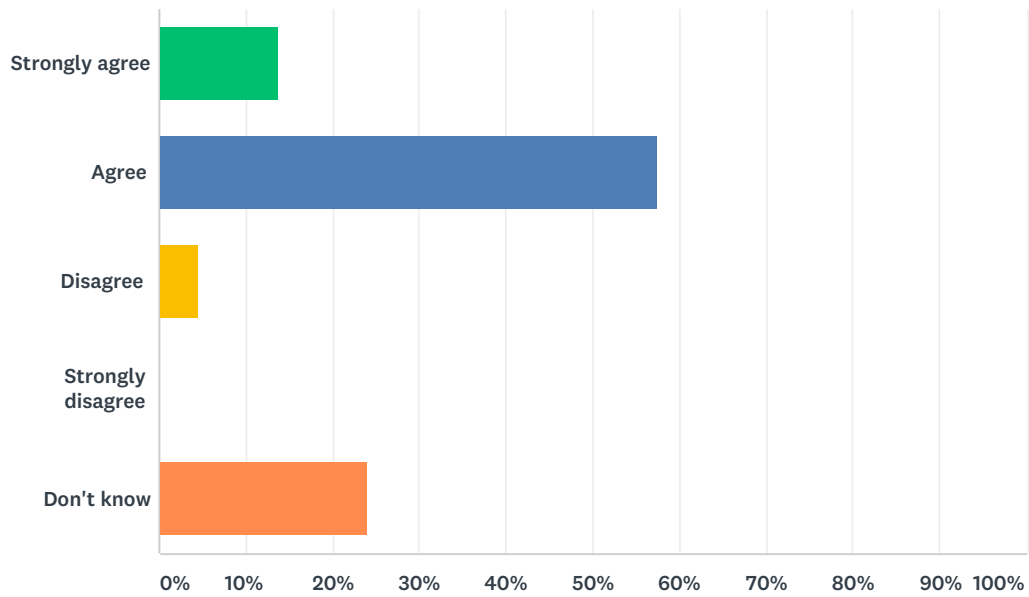
Answered: 87 Skipped: 4



ANSWER CHOICES	RESPONSES	
Strongly agree	44.83%	39
Agree	47.13%	41
Disagree	3.45%	3
Strongly disagree	2.30%	2
Don't know	2.30%	2
TOTAL		87

Q7 My child has an understanding of First Nations, Métis and Inuit culture and history.

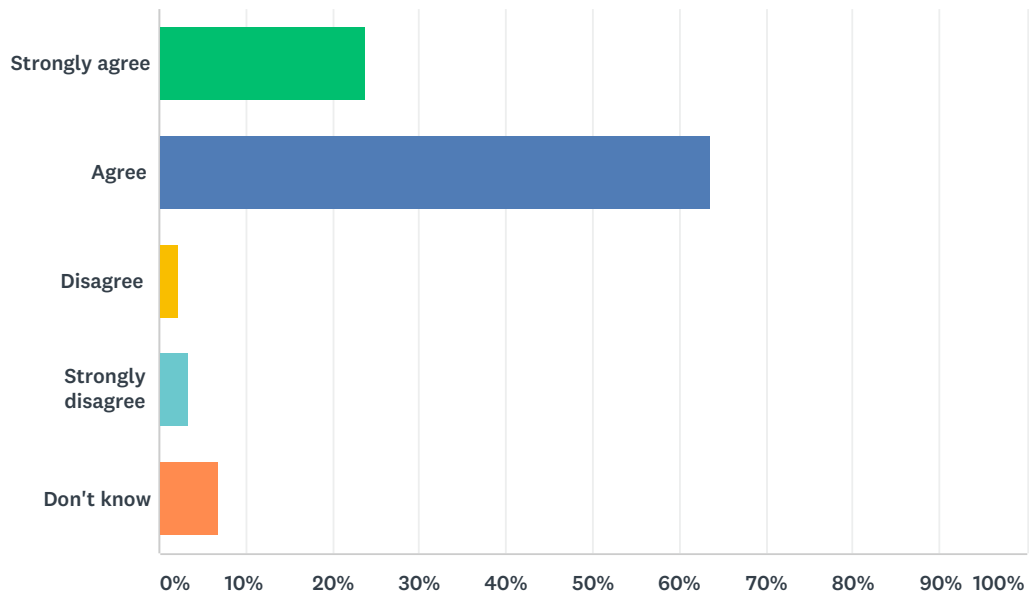
Answered: 87 Skipped: 4



ANSWER CHOICES	RESPONSES	
Strongly agree	13.79%	12
Agree	57.47%	50
Disagree	4.60%	4
Strongly disagree	0.00%	0
Don't know	24.14%	21
TOTAL		87

Q8 My child is being taught knowledge, skills and attitudes necessary to be successful in life.

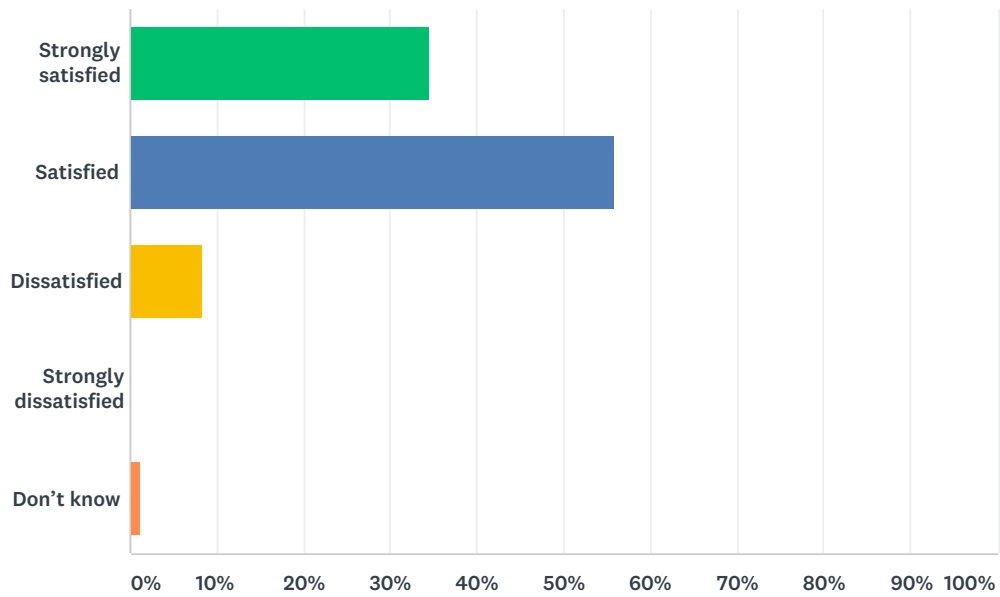
Answered: 88 Skipped: 3



ANSWER CHOICES	RESPONSES	
Strongly agree	23.86%	21
Agree	63.64%	56
Disagree	2.27%	2
Strongly disagree	3.41%	3
Don't know	6.82%	6
TOTAL		88

Q9 How satisfied are you with the quality of education your child is receiving at his or her school?

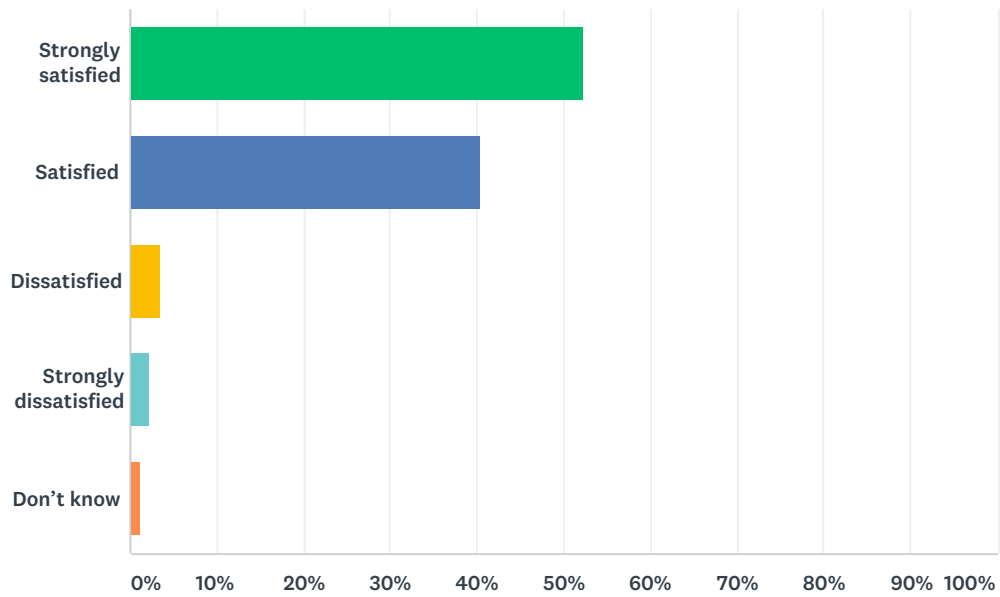
Answered: 84 Skipped: 7



ANSWER CHOICES	RESPONSES	
Strongly satisfied	34.52%	29
Satisfied	55.95%	47
Dissatisfied	8.33%	7
Strongly dissatisfied	0.00%	0
Don't know	1.19%	1
TOTAL		84

Q10 How satisfied are you with the quality of teaching at your child's school?

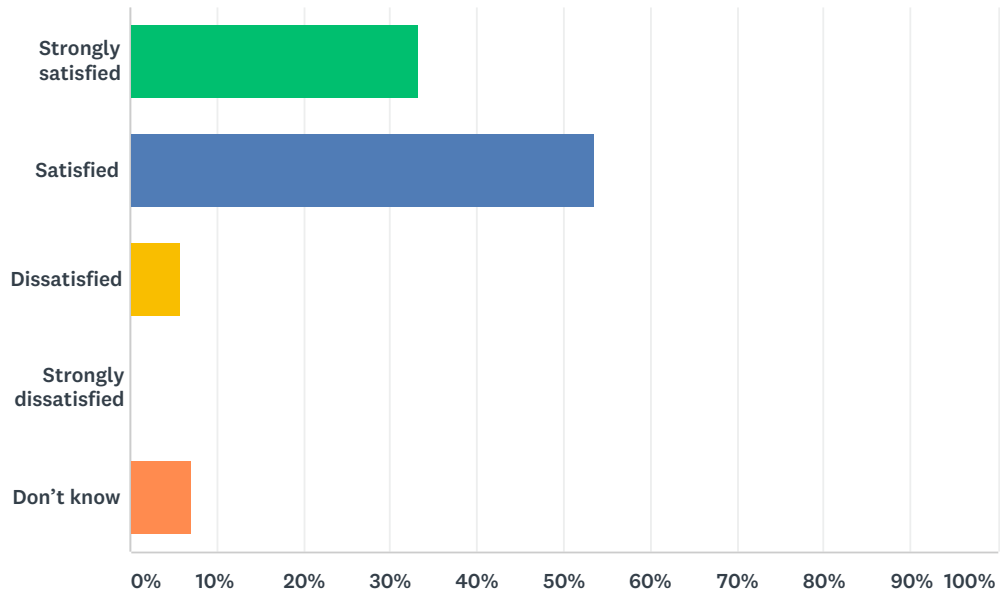
Answered: 84 Skipped: 7



ANSWER CHOICES	RESPONSES	
Strongly satisfied	52.38%	44
Satisfied	40.48%	34
Dissatisfied	3.57%	3
Strongly dissatisfied	2.38%	2
Don't know	1.19%	1
TOTAL		84

Q11 How satisfied are you with the leadership in your child's school?

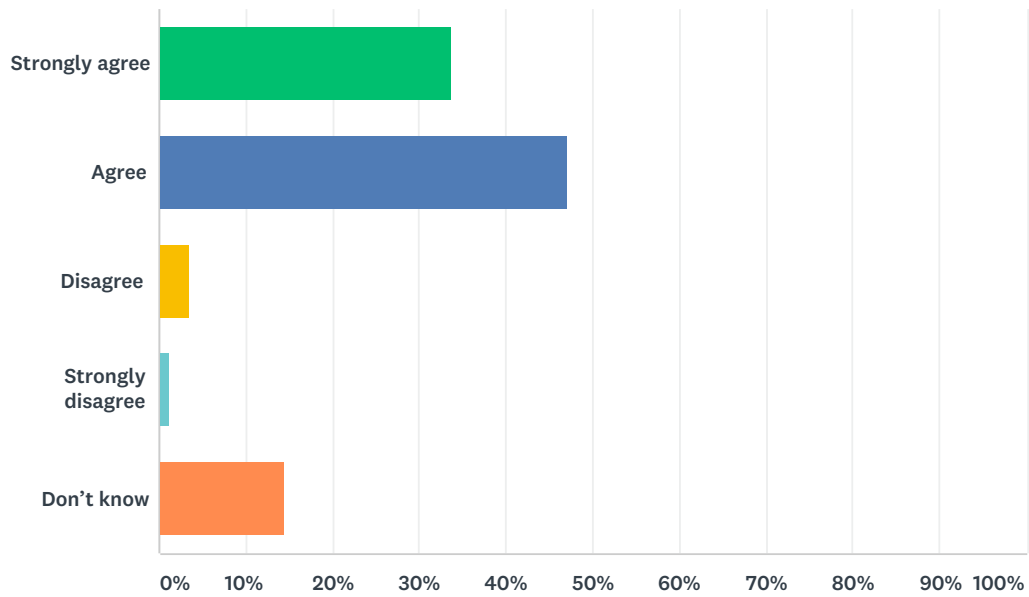
Answered: 84 Skipped: 7



ANSWER CHOICES	RESPONSES	
Strongly satisfied	33.33%	28
Satisfied	53.57%	45
Dissatisfied	5.95%	5
Strongly dissatisfied	0.00%	0
Don't know	7.14%	6
TOTAL		84

Q12 The rights and responsibilities of citizenship are reinforced in my child's school.

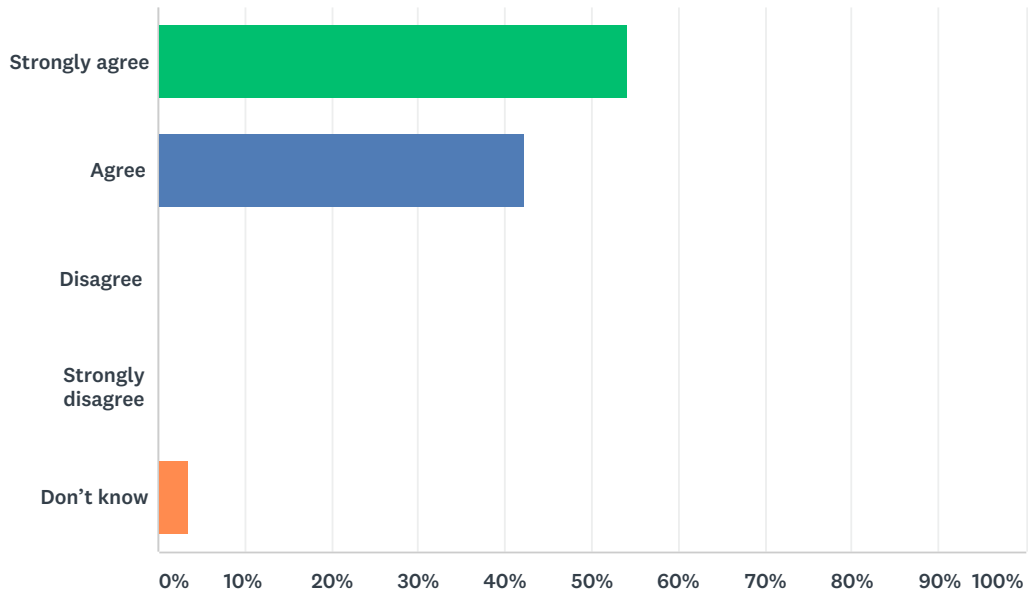
Answered: 83 Skipped: 8



ANSWER CHOICES	RESPONSES	
Strongly agree	33.73%	28
Agree	46.99%	39
Disagree	3.61%	3
Strongly disagree	1.20%	1
Don't know	14.46%	12
TOTAL		83

Q13 The school staff care about my child.

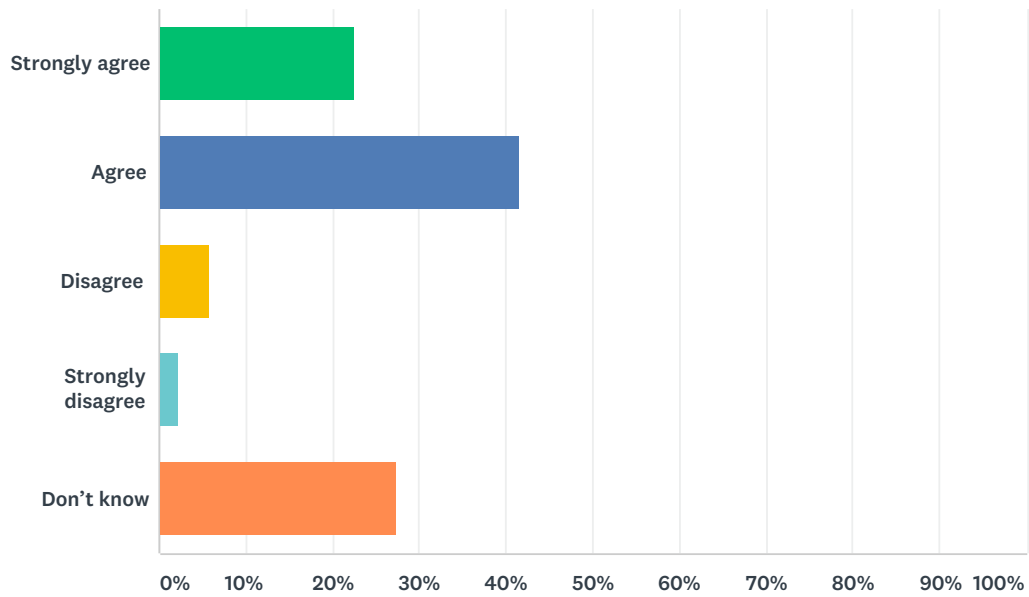
Answered: 83 Skipped: 8



ANSWER CHOICES	RESPONSES	
Strongly agree	54.22%	45
Agree	42.17%	35
Disagree	0.00%	0
Strongly disagree	0.00%	0
Don't know	3.61%	3
TOTAL		83

Q14 Discipline is handled in a fair and reasonable manner in my child's school.

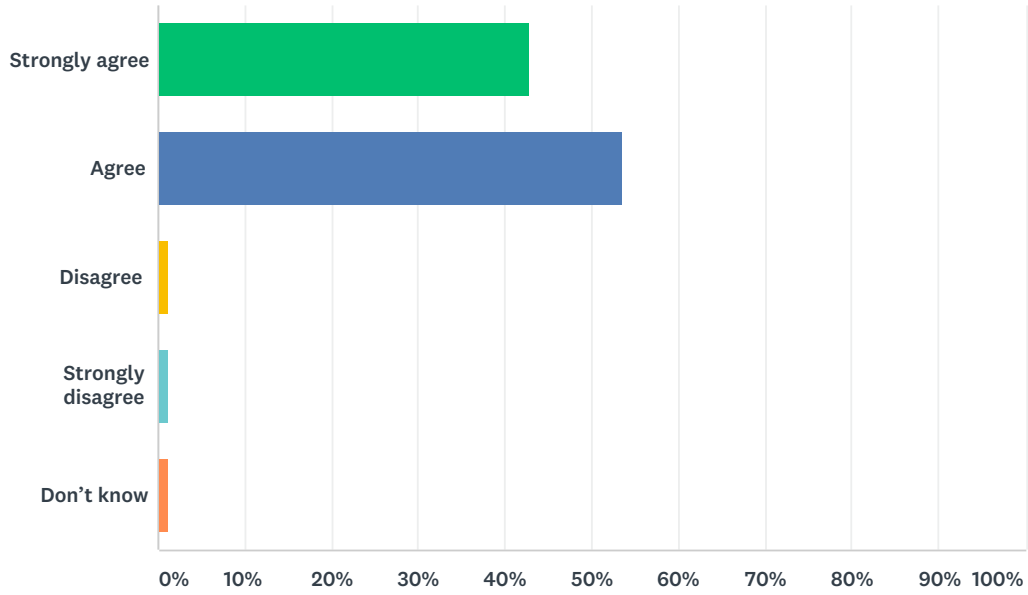
Answered: 84 Skipped: 7



ANSWER CHOICES	RESPONSES	
Strongly agree	22.62%	19
Agree	41.67%	35
Disagree	5.95%	5
Strongly disagree	2.38%	2
Don't know	27.38%	23
TOTAL		84

Q15 My child's school is safe.

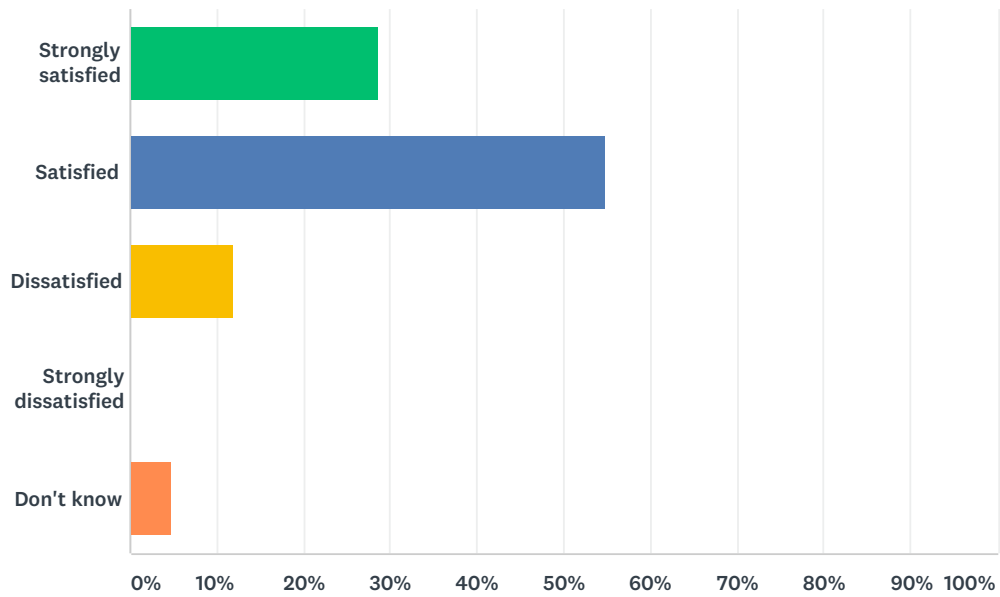
Answered: 84 Skipped: 7



ANSWER CHOICES	RESPONSES	
Strongly agree	42.86%	36
Agree	53.57%	45
Disagree	1.19%	1
Strongly disagree	1.19%	1
Don't know	1.19%	1
TOTAL		84

Q16 How satisfied are you with the resources available to support your child's learning?

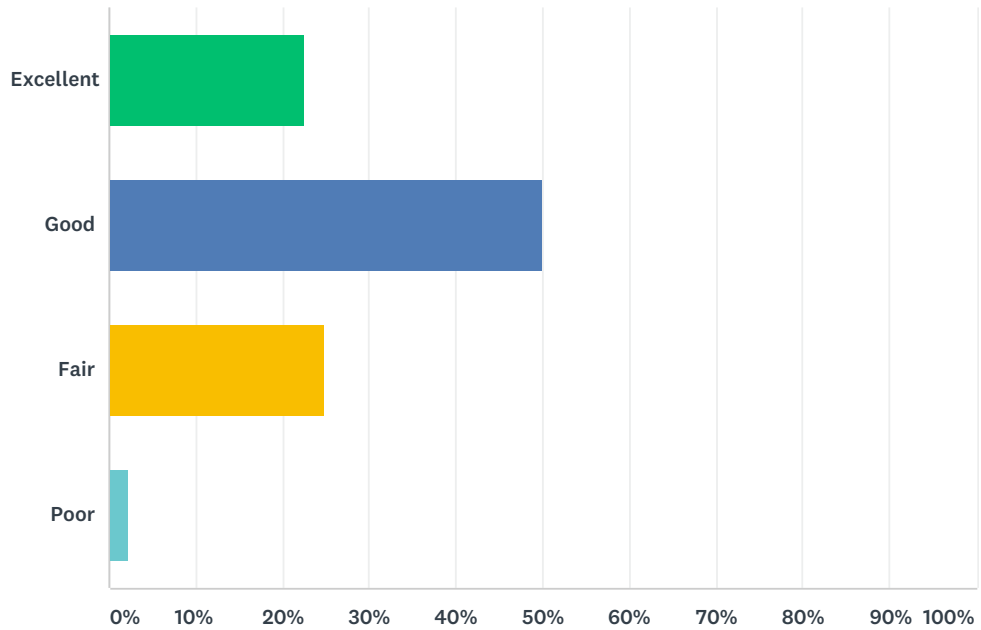
Answered: 84 Skipped: 7



ANSWER CHOICES	RESPONSES	
Strongly satisfied	28.57%	24
Satisfied	54.76%	46
Dissatisfied	11.90%	10
Strongly dissatisfied	0.00%	0
Don't know	4.76%	4
TOTAL		84

Q17 How would you rate the physical condition of your child's school?

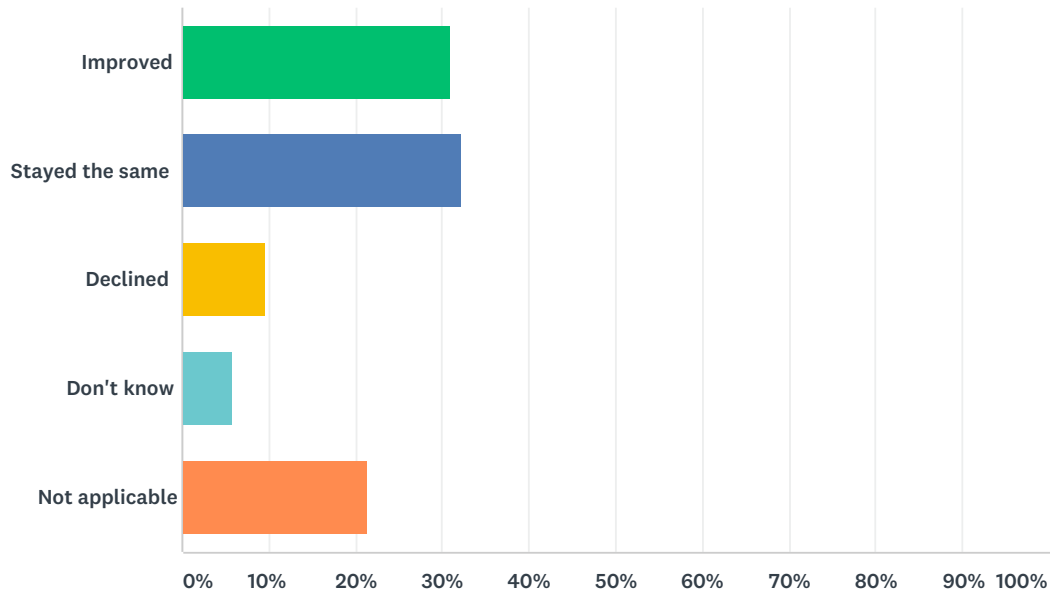
Answered: 84 Skipped: 7



ANSWER CHOICES	RESPONSES	
Excellent	22.62%	19
Good	50.00%	42
Fair	25.00%	21
Poor	2.38%	2
TOTAL		84

Q18 In your opinion, has the quality of education your child has experienced at school improved, stayed the same or declined in the past three years?

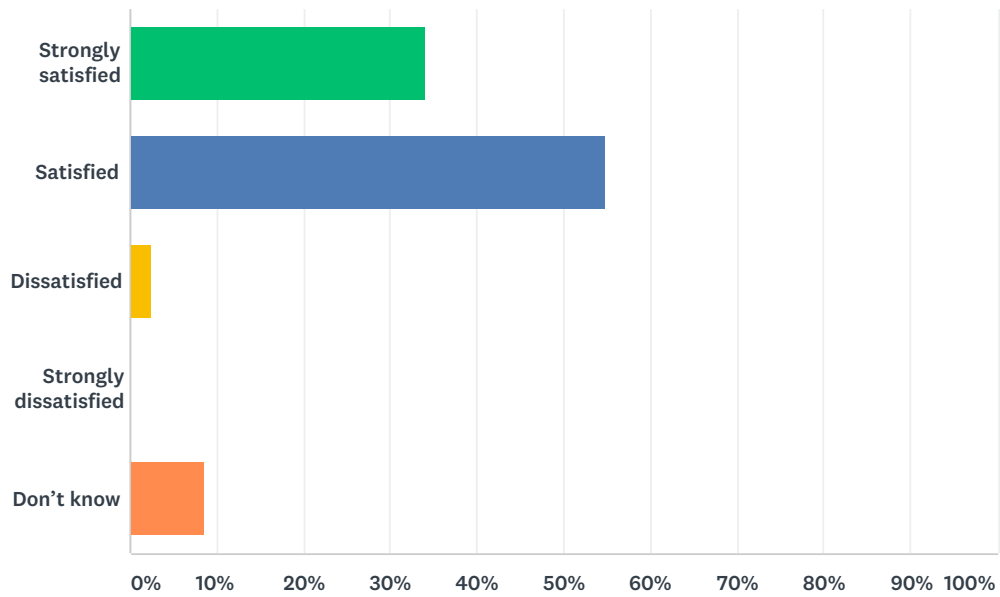
Answered: 84 Skipped: 7



ANSWER CHOICES	RESPONSES	
Improved	30.95%	26
Stayed the same	32.14%	27
Declined	9.52%	8
Don't know	5.95%	5
Not applicable	21.43%	18
TOTAL		84

Q19 How satisfied are you with the opportunity to be involved in decisions at your child's school?

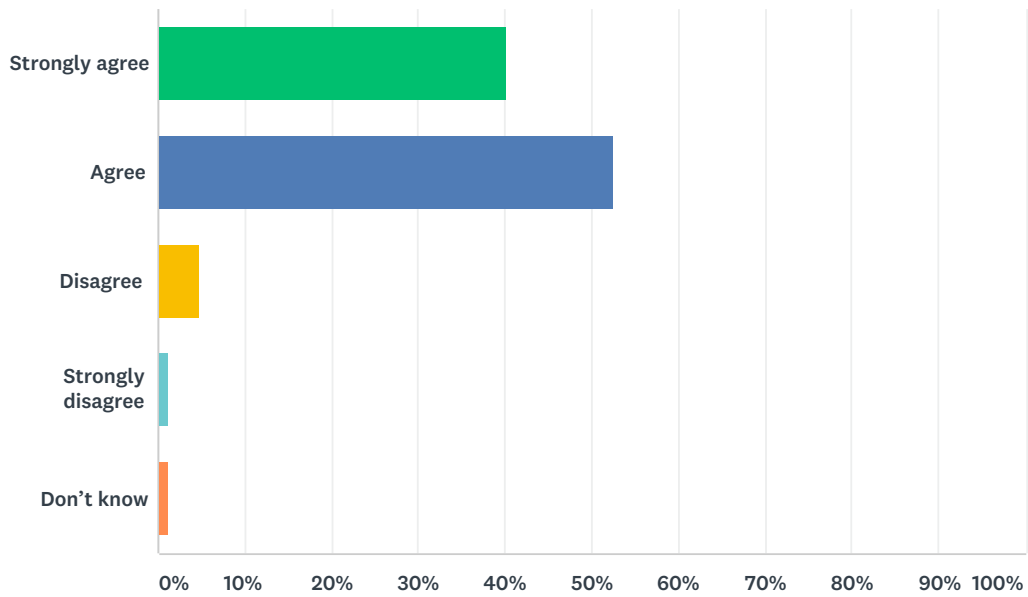
Answered: 82 Skipped: 9



ANSWER CHOICES	RESPONSES	
Strongly satisfied	34.15%	28
Satisfied	54.88%	45
Dissatisfied	2.44%	2
Strongly dissatisfied	0.00%	0
Don't know	8.54%	7
TOTAL		82

Q20 The school keeps me informed about my child's progress and achievement.

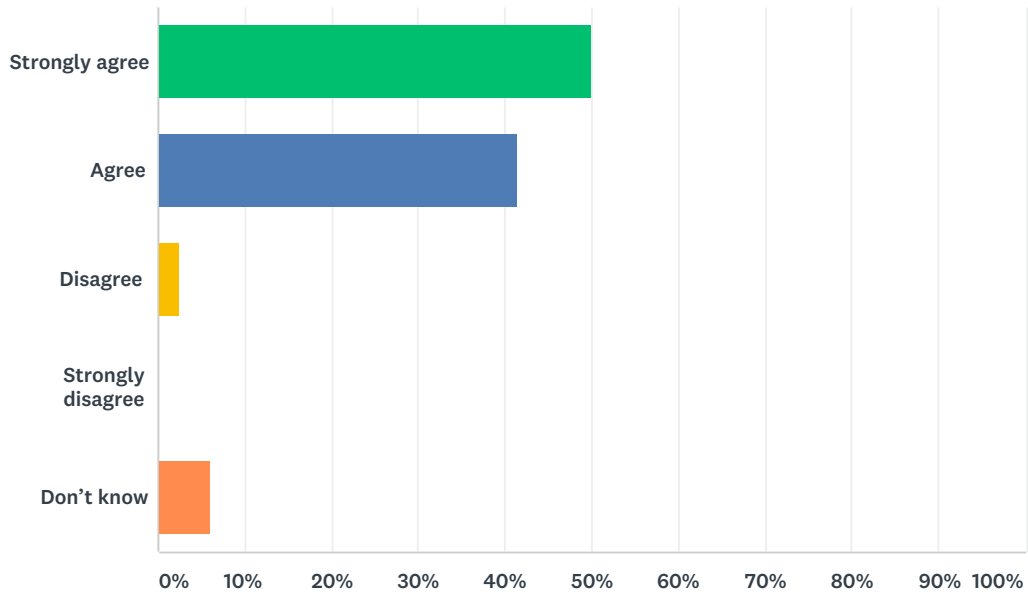
Answered: 82 Skipped: 9



ANSWER CHOICES	RESPONSES	
Strongly agree	40.24%	33
Agree	52.44%	43
Disagree	4.88%	4
Strongly disagree	1.22%	1
Don't know	1.22%	1
TOTAL		82

Q21 There is open and honest communication within my child's school.

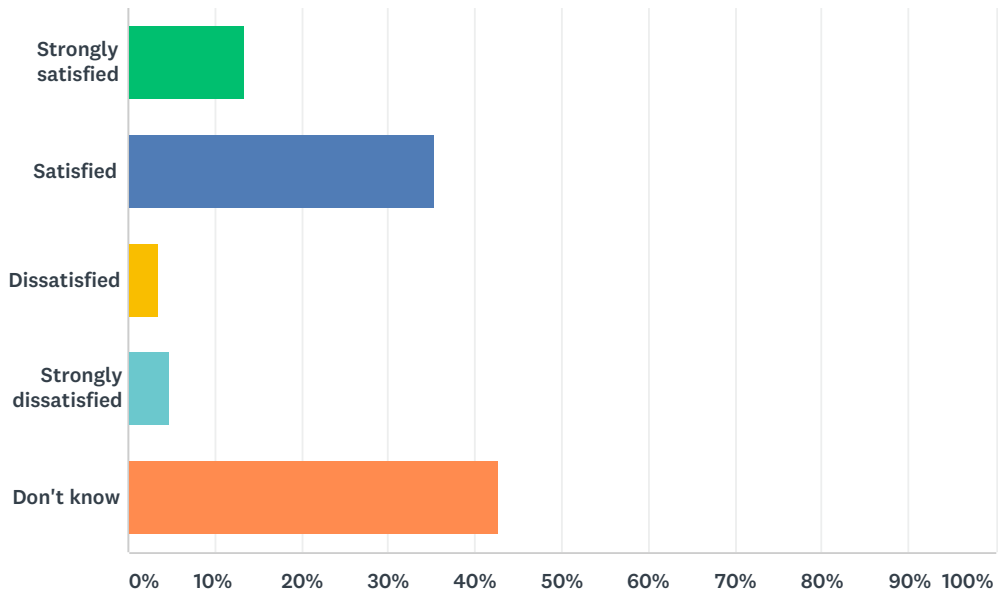
Answered: 82 Skipped: 9



ANSWER CHOICES	RESPONSES	
Strongly agree	50.00%	41
Agree	41.46%	34
Disagree	2.44%	2
Strongly disagree	0.00%	0
Don't know	6.10%	5
TOTAL		82

Q22 How satisfied are you with the community partnerships that may be established at your school? For example: Saffron, KEYS program, Green Certificate, lunch programs, after-school programs, RAP, Tools for School, Scratch Day, Entrepreneurial Adventure, scholarships/grants, etc.

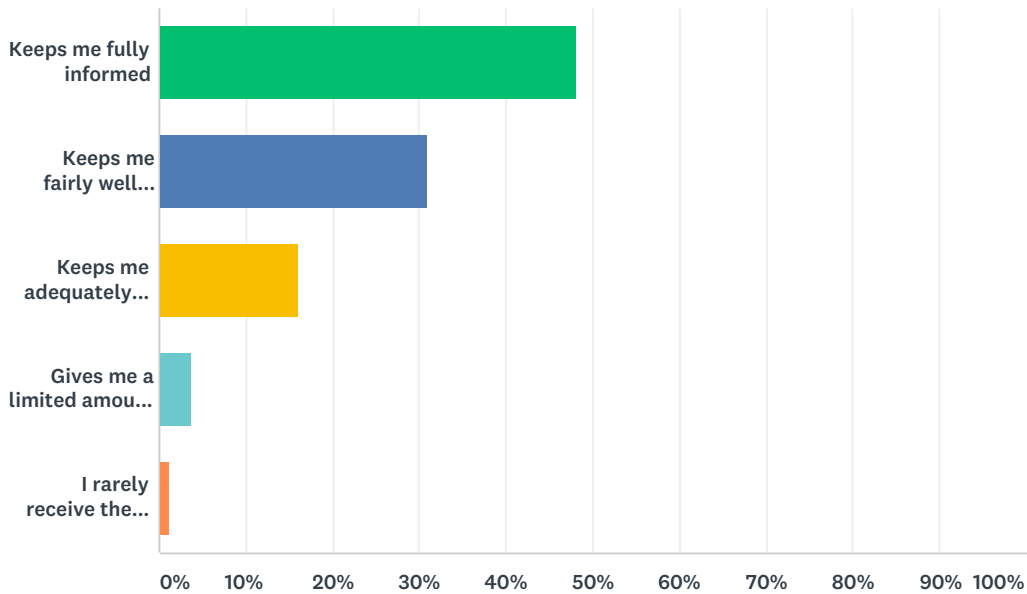
Answered: 82 Skipped: 9



ANSWER CHOICES	RESPONSES	
Strongly satisfied	13.41%	11
Satisfied	35.37%	29
Dissatisfied	3.66%	3
Strongly dissatisfied	4.88%	4
Don't know	42.68%	35
TOTAL		82

Q23 Elk Island Public Schools appreciates the opportunity to stay connected with parents about news, activities, programs and other matters of importance. What is your impression of the communication you receive from your child's school?

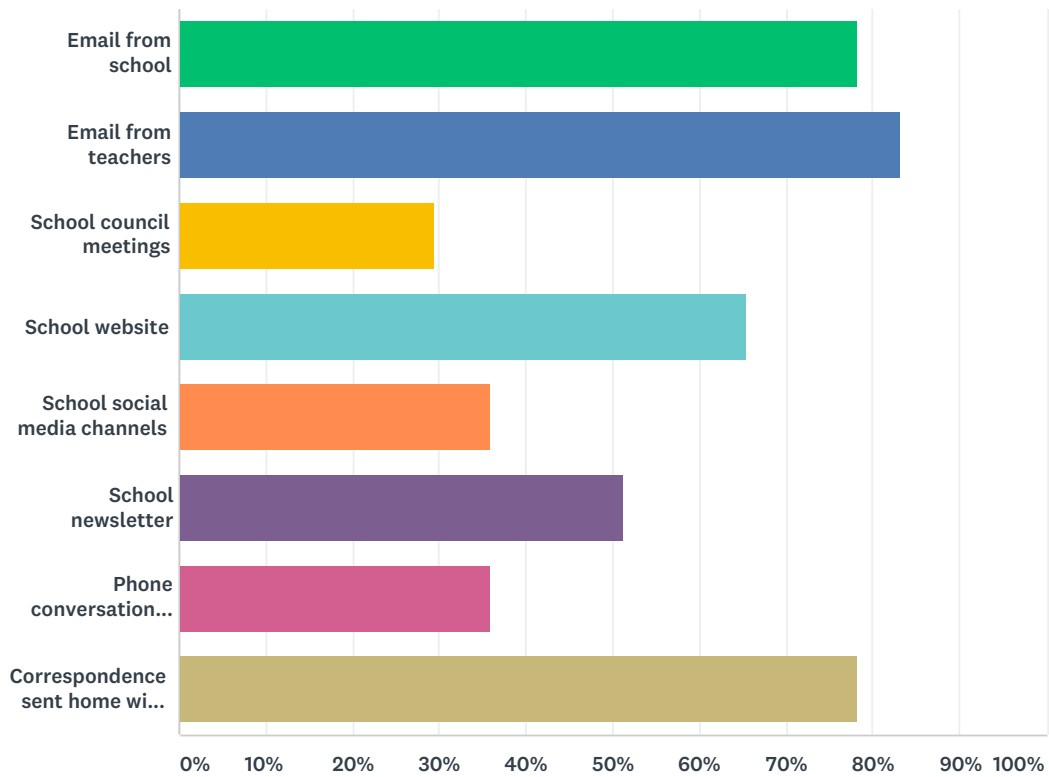
Answered: 81 Skipped: 10



ANSWER CHOICES	RESPONSES	
Keeps me fully informed	48.15%	39
Keeps me fairly well informed	30.86%	25
Keeps me adequately informed	16.05%	13
Gives me a limited amount of information	3.70%	3
I rarely receive the information I need	1.23%	1
TOTAL		81

Q24 Do you regularly make use of the following to keep up to date on school activities, programs, etc.? Check all that apply.

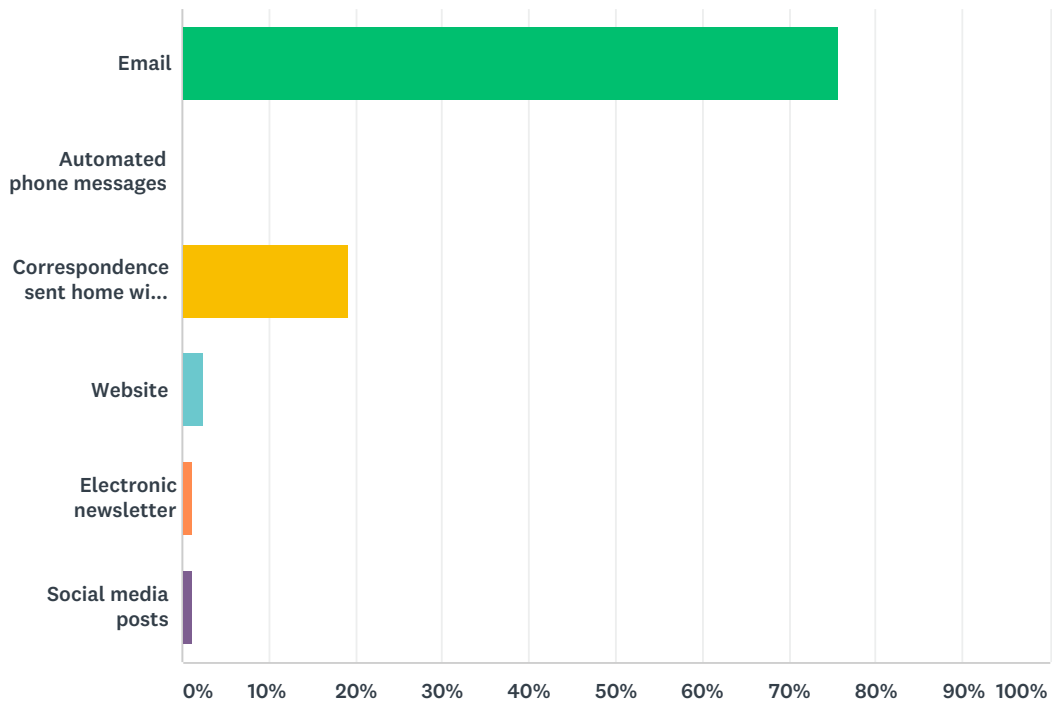
Answered: 78 Skipped: 13



ANSWER CHOICES	RESPONSES	
Email from school	78.21%	61
Email from teachers	83.33%	65
School council meetings	29.49%	23
School website	65.38%	51
School social media channels	35.90%	28
School newsletter	51.28%	40
Phone conversations with the school or teachers	35.90%	28
Correspondence sent home with your child	78.21%	61
Total Respondents: 78		

Q25 What is your most preferred method of communication from the school and Division?

Answered: 78 Skipped: 13

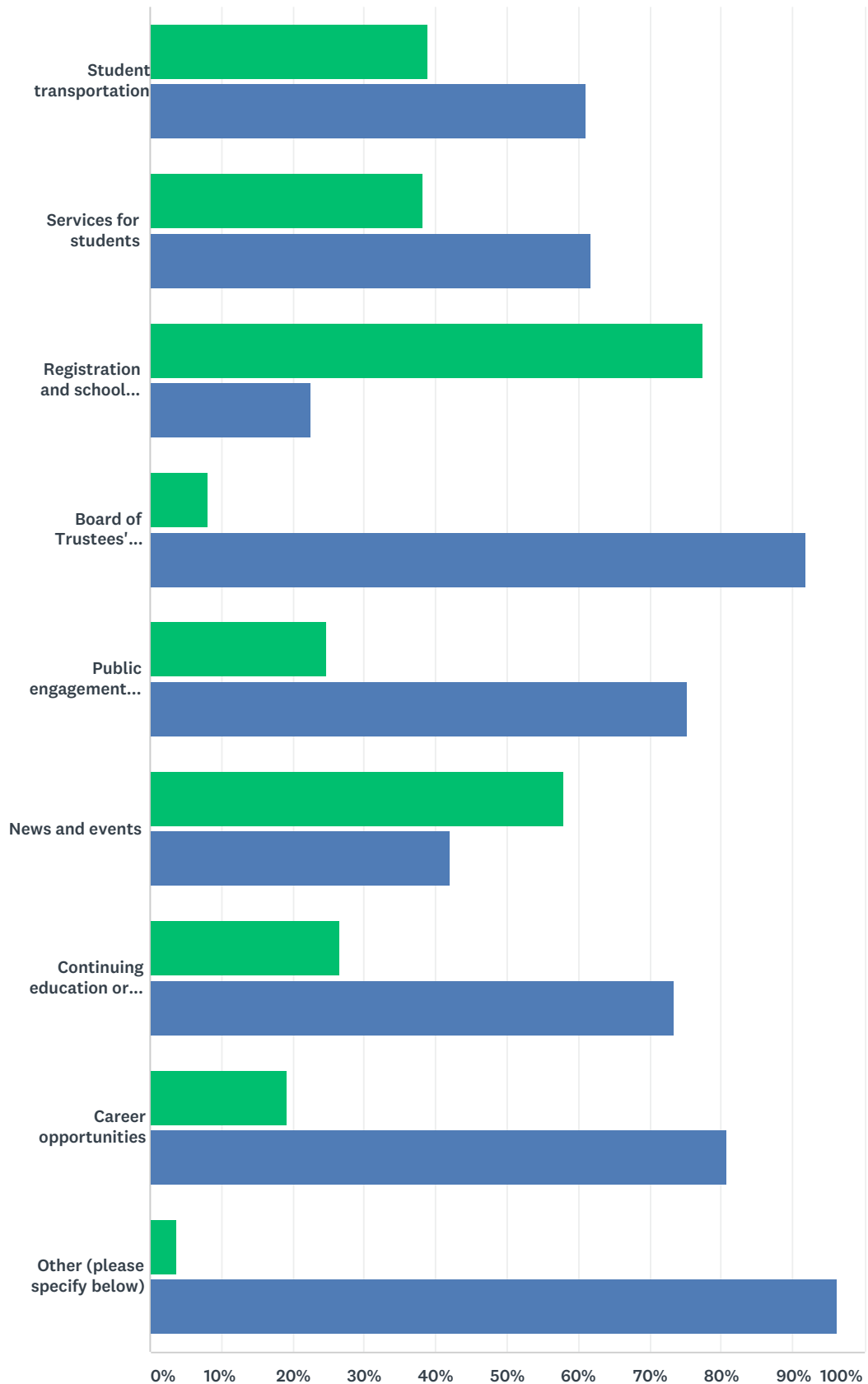


ANSWER CHOICES	RESPONSES	
Email	75.64%	59
Automated phone messages	0.00%	0
Correspondence sent home with your child	19.23%	15
Website	2.56%	2
Electronic newsletter	1.28%	1
Social media posts	1.28%	1
TOTAL		78

Q26 Do you visit the Division website (www.eips.ca) for information on:

Answered: 78 Skipped: 13

EIPS Parent Survey 2018-19



Yes No

YES	NO	TOTAL	WEIGHTED AVERAGE
-----	----	-------	------------------

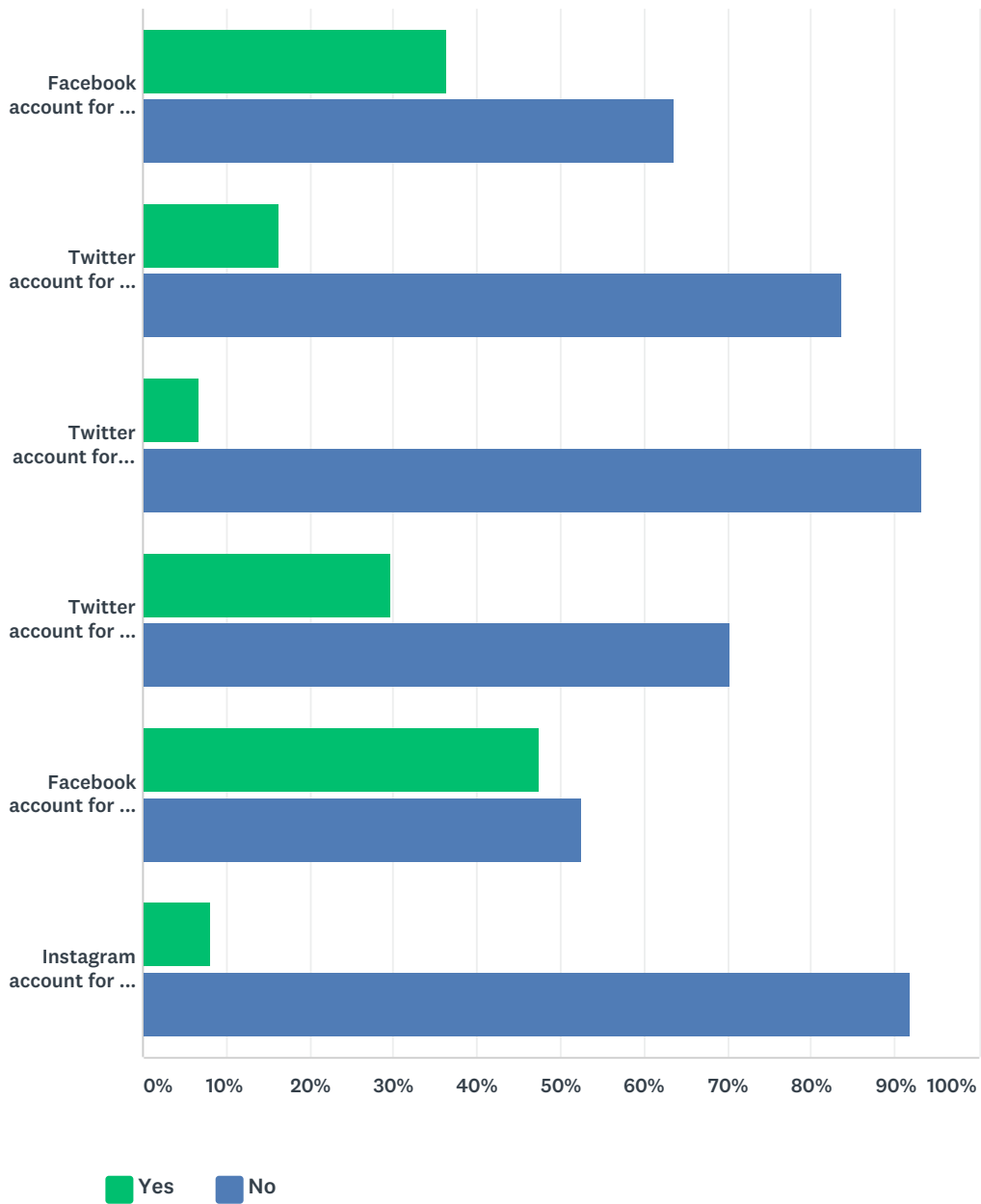
EIPS Parent Survey 2018-19

Student transportation	38.96% 30	61.04% 47	77	1.39
Services for students	38.36% 28	61.64% 45	73	1.38
Registration and school boundaries	77.33% 58	22.67% 17	75	1.77
Board of Trustees' meetings	8.22% 6	91.78% 67	73	1.08
Public engagement initiatives	24.66% 18	75.34% 55	73	1.25
News and events	57.89% 44	42.11% 32	76	1.58
Continuing education or summer courses	26.67% 20	73.33% 55	75	1.27
Career opportunities	19.18% 14	80.82% 59	73	1.19
Other (please specify below)	3.85% 2	96.15% 50	52	1.04

#	OTHER:	DATE
1	N/a	3/20/2019 7:31 PM
2	Division Calendar	3/20/2019 10:08 AM
3	COSC	3/11/2019 2:35 PM
4	COSC	3/11/2019 2:24 PM

Q27 The Division and schools often share news and information on social media. Do you follow:

Answered: 78 Skipped: 13



	YES	NO	TOTAL	WEIGHTED AVERAGE
Facebook account for the Division (Facebook.com/ElkIslandPublicSchools)	36.49% 27	63.51% 47	74	1.36
Twitter account for the Division (@eips)	16.22% 12	83.78% 62	74	1.16
Twitter account for EIPS Student Transportation (@eipsST)	6.76% 5	93.24% 69	74	1.07
Twitter account for my child's school	29.73% 22	70.27% 52	74	1.30

EIPS Parent Survey 2018-19

Facebook account for my child's school, if applicable	47.44%	52.56%		
	37	41	78	1.47
<hr/>				
Instagram account for my child's school, if applicable	8.11%	91.89%		
	6	68	74	1.08