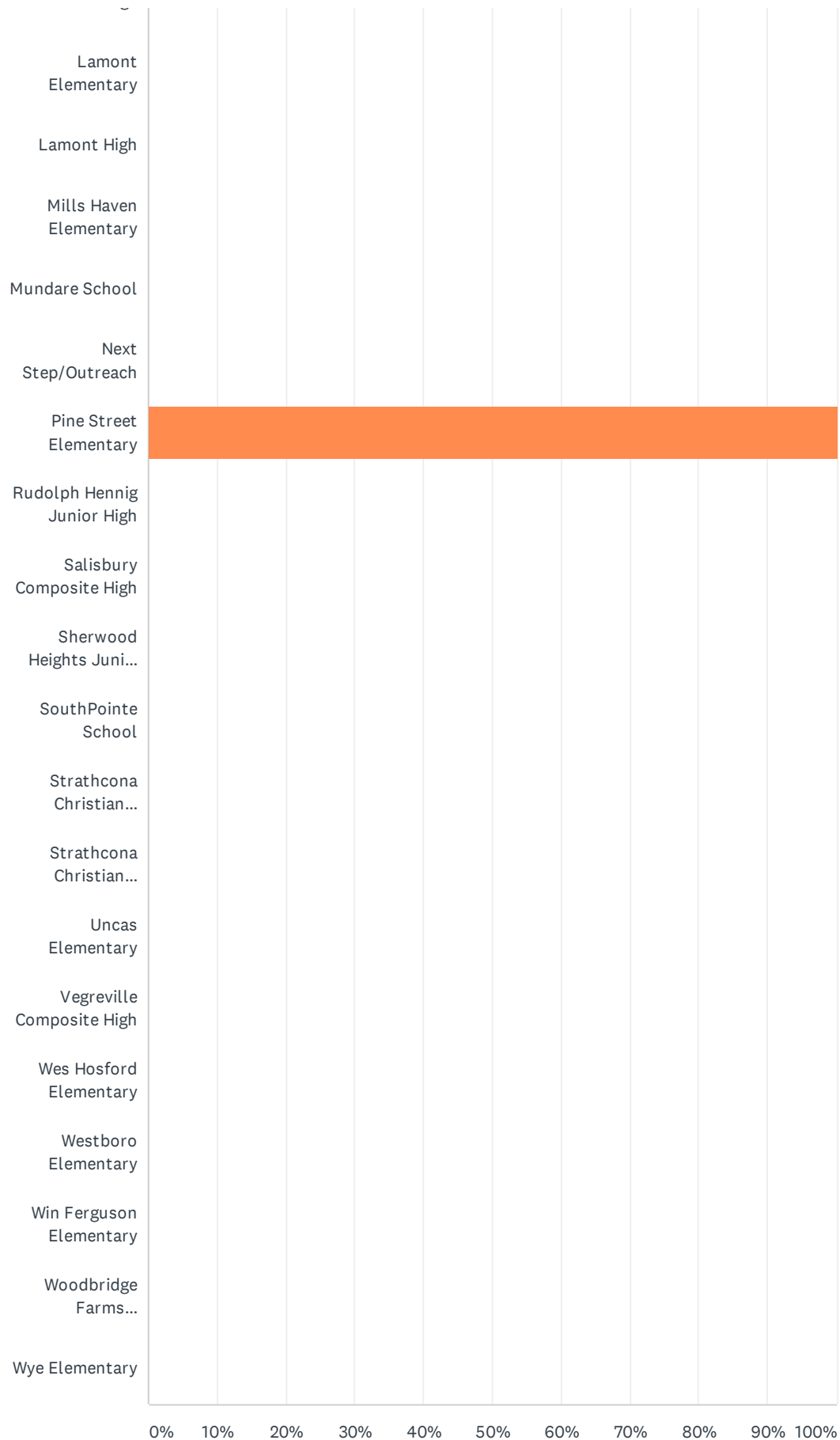


Q1 What school does your child currently attend?

Answered: 63 Skipped: 0

A.L. Horton Elementary										
Andrew School										
Ardrossan Elementary										
Ardrossan Junior Senio...										
Bev Facey Community High										
Brentwood Elementary										
Bruderheim School										
Clover Bar Junior High										
Davidson Creek Elementary										
École Campbelltown										
École Parc Élémentaire										
F.R. Haythorne Junior High										
Fort Saskatchewan...										
Fort Saskatchewan...										
Fort Saskatchewan...										
Fultonvale Elementary...										
Glen Allan Elementary										
James Mowat Elementary										
Lakeland Ridge										

EIPS Parent Survey 2019-20



EIPS Parent Survey 2019-20

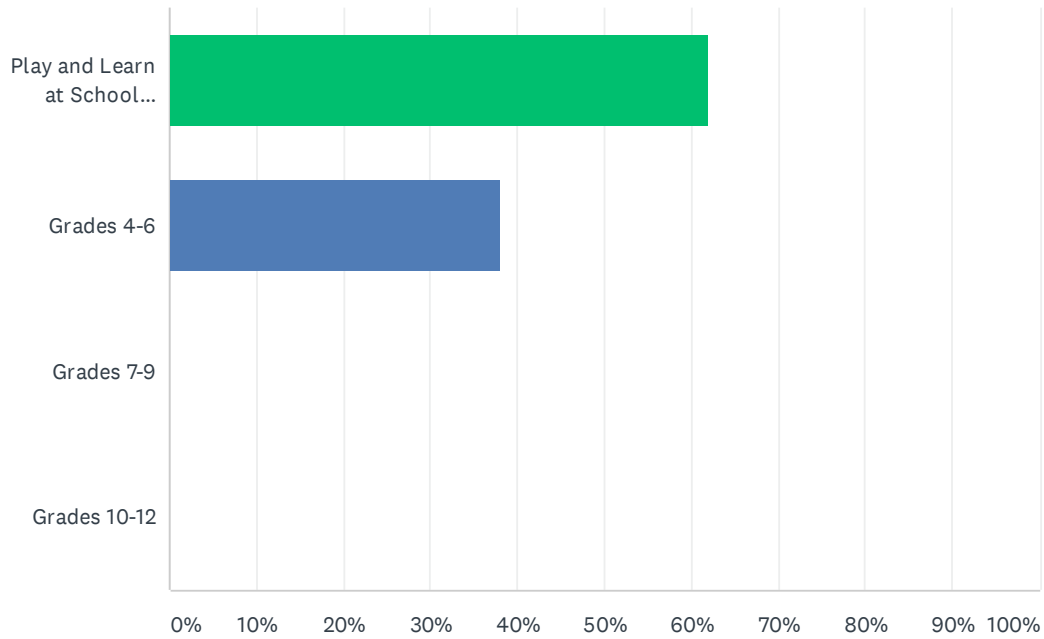
ANSWER CHOICES	RESPONSES	
A.L. Horton Elementary	0.00%	0
Andrew School	0.00%	0
Ardrossan Elementary	0.00%	0
Ardrossan Junior Senior High	0.00%	0
Bev Facey Community High	0.00%	0
Brentwood Elementary	0.00%	0
Bruderheim School	0.00%	0
Clover Bar Junior High	0.00%	0
Davidson Creek Elementary	0.00%	0
École Campbelltown	0.00%	0
École Parc Élémentaire	0.00%	0
F.R. Haythorne Junior High	0.00%	0
Fort Saskatchewan Christian	0.00%	0
Fort Saskatchewan Elementary	0.00%	0
Fort Saskatchewan Senior High	0.00%	0
Fultonvale Elementary Junior High	0.00%	0
Glen Allan Elementary	0.00%	0
James Mowat Elementary	0.00%	0
Lakeland Ridge	0.00%	0
Lamont Elementary	0.00%	0
Lamont High	0.00%	0
Mills Haven Elementary	0.00%	0
Mundare School	0.00%	0
Next Step/Outreach	0.00%	0
Pine Street Elementary	100.00%	63
Rudolph Hennig Junior High	0.00%	0
Salisbury Composite High	0.00%	0
Sherwood Heights Junior High	0.00%	0
SouthPointe School	0.00%	0
Strathcona Christian Academy Elementary	0.00%	0
Strathcona Christian Academy Secondary	0.00%	0
Uncas Elementary	0.00%	0
Vegreville Composite High	0.00%	0

EIPS Parent Survey 2019-20

Wes Hosford Elementary	0.00%	0
Westboro Elementary	0.00%	0
Win Ferguson Elementary	0.00%	0
Woodbridge Farms Elementary	0.00%	0
Wye Elementary	0.00%	0
TOTAL		63

Q2 What grade is your child currently in?

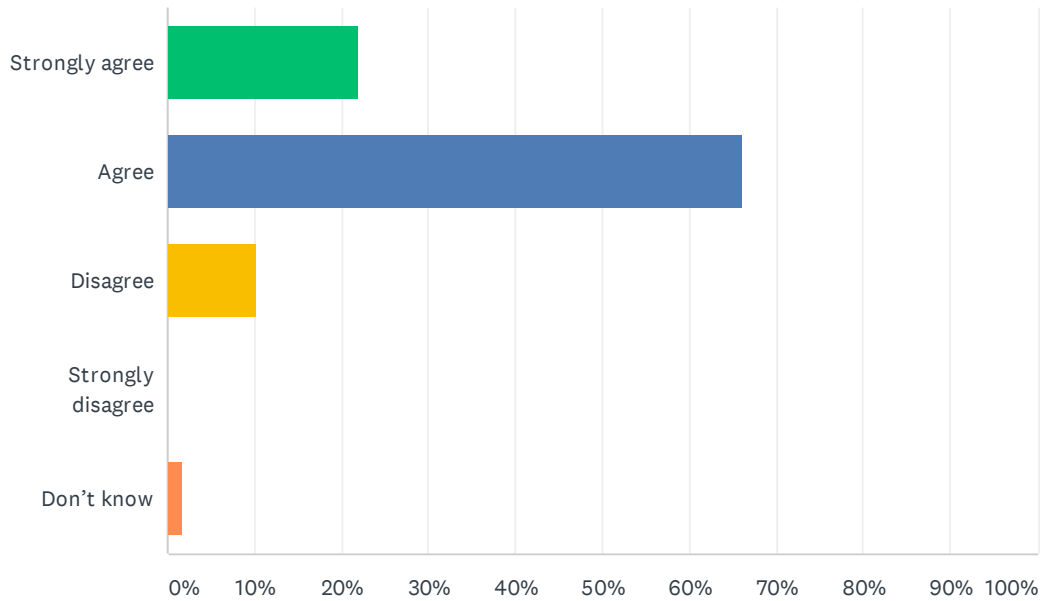
Answered: 63 Skipped: 0



ANSWER CHOICES	RESPONSES	
Play and Learn at School (PALS)KindergartenGrades 1-3	61.90%	39
Grades 4-6	38.10%	24
Grades 7-9	0.00%	0
Grades 10-12	0.00%	0
TOTAL		63

Q3 My child's individual needs are met.

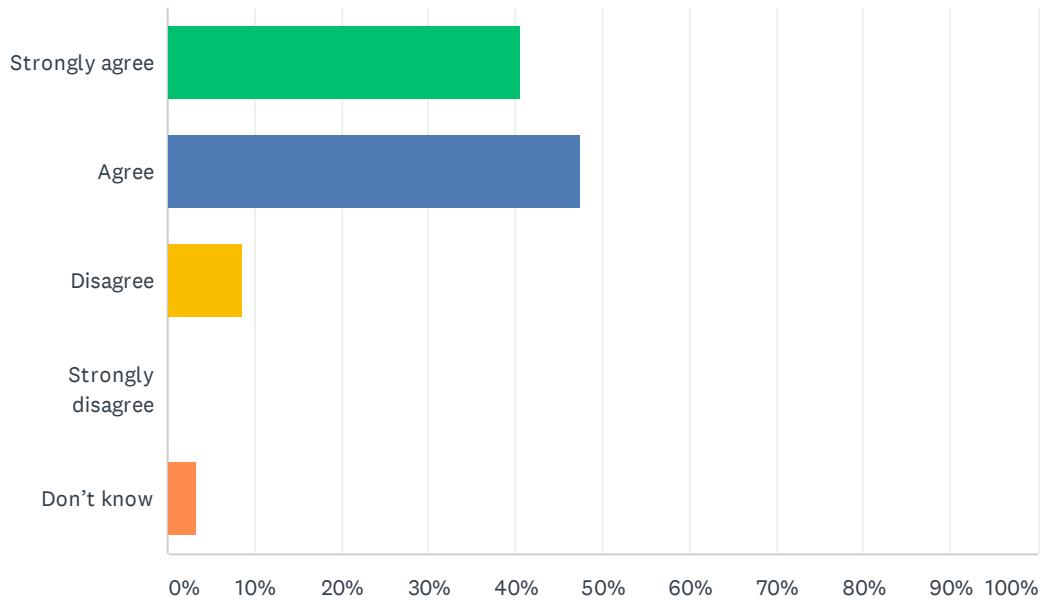
Answered: 59 Skipped: 4



ANSWER CHOICES	RESPONSES	
Strongly agree	22.03%	13
Agree	66.10%	39
Disagree	10.17%	6
Strongly disagree	0.00%	0
Don't know	1.69%	1
TOTAL		59

Q4 My child is encouraged at school to do his or her best.

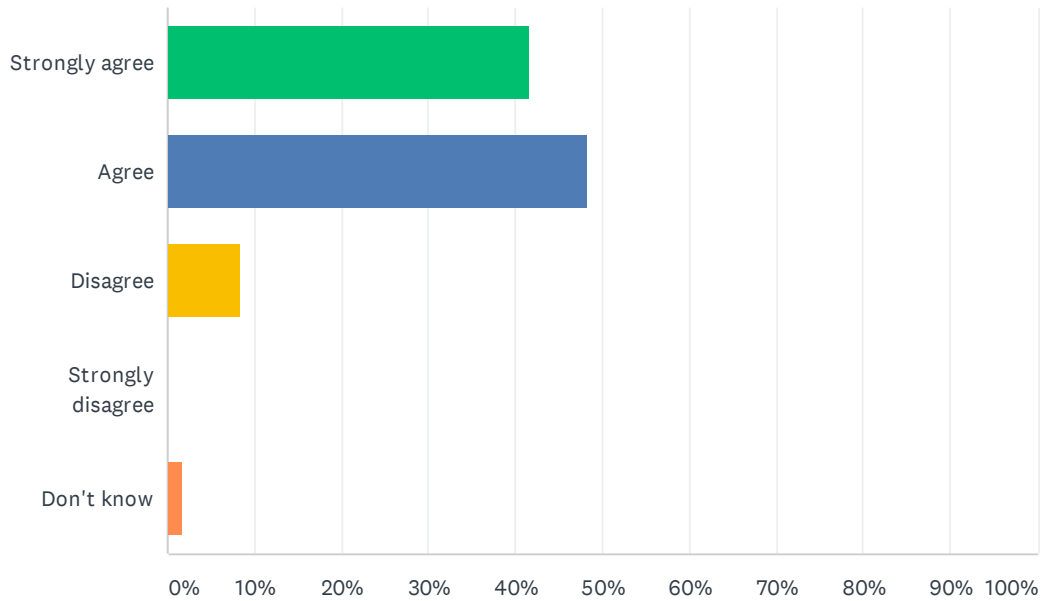
Answered: 59 Skipped: 4



ANSWER CHOICES	RESPONSES	
Strongly agree	40.68%	24
Agree	47.46%	28
Disagree	8.47%	5
Strongly disagree	0.00%	0
Don't know	3.39%	2
TOTAL		59

Q5 My child is demonstrating growth in literacy.

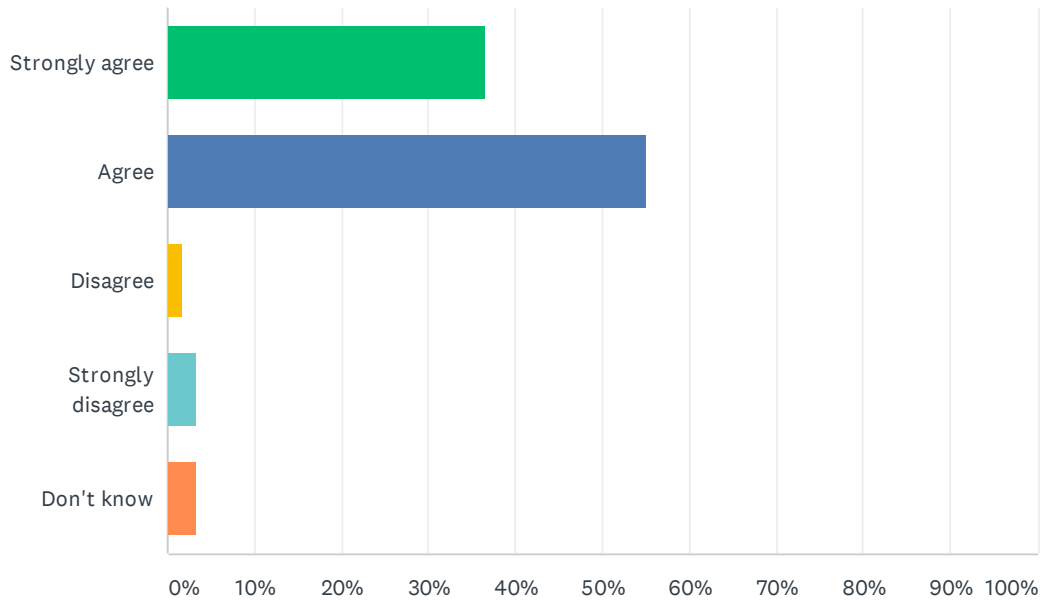
Answered: 60 Skipped: 3



ANSWER CHOICES	RESPONSES	
Strongly agree	41.67%	25
Agree	48.33%	29
Disagree	8.33%	5
Strongly disagree	0.00%	0
Don't know	1.67%	1
TOTAL		60

Q6 My child is demonstrating growth in numeracy.

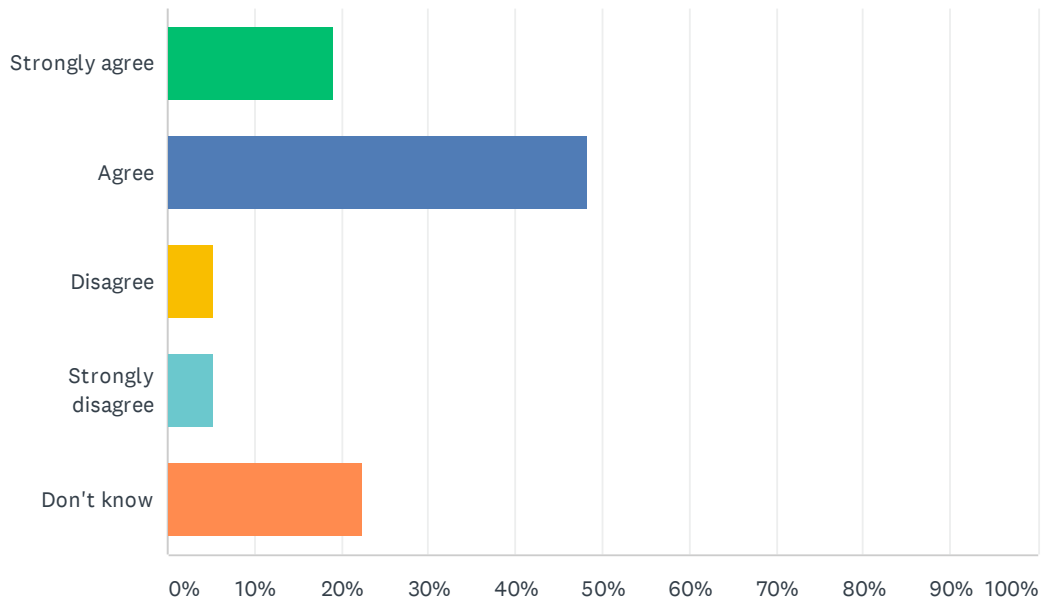
Answered: 60 Skipped: 3



ANSWER CHOICES	RESPONSES	
Strongly agree	36.67%	22
Agree	55.00%	33
Disagree	1.67%	1
Strongly disagree	3.33%	2
Don't know	3.33%	2
TOTAL		60

Q7 My child has an understanding of First Nations, Métis and Inuit culture and history.

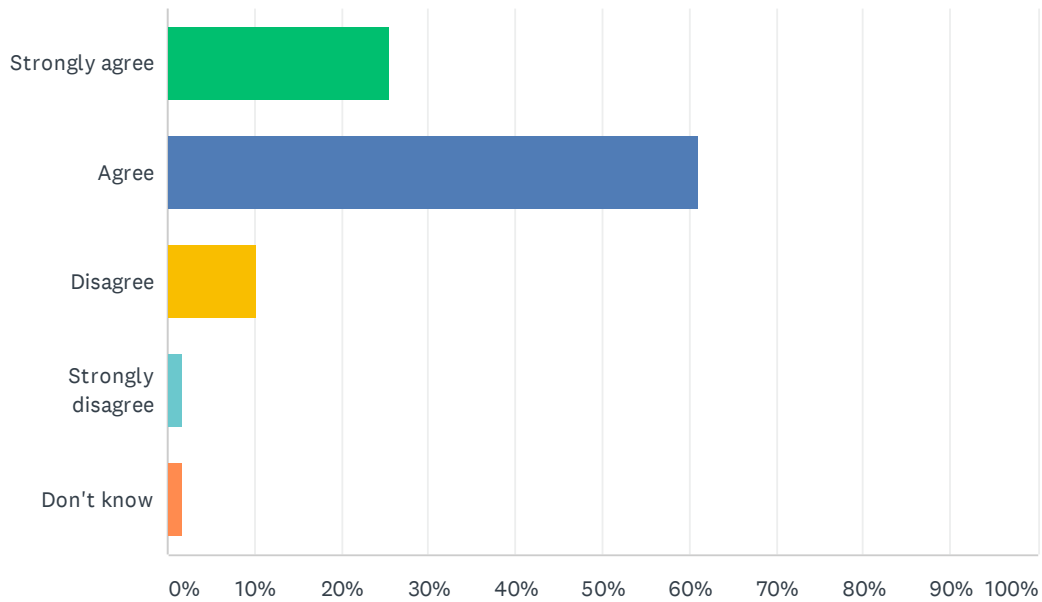
Answered: 58 Skipped: 5



ANSWER CHOICES	RESPONSES	
Strongly agree	18.97%	11
Agree	48.28%	28
Disagree	5.17%	3
Strongly disagree	5.17%	3
Don't know	22.41%	13
TOTAL		58

Q8 My child is being taught knowledge, skills and attitudes necessary to be successful in life.

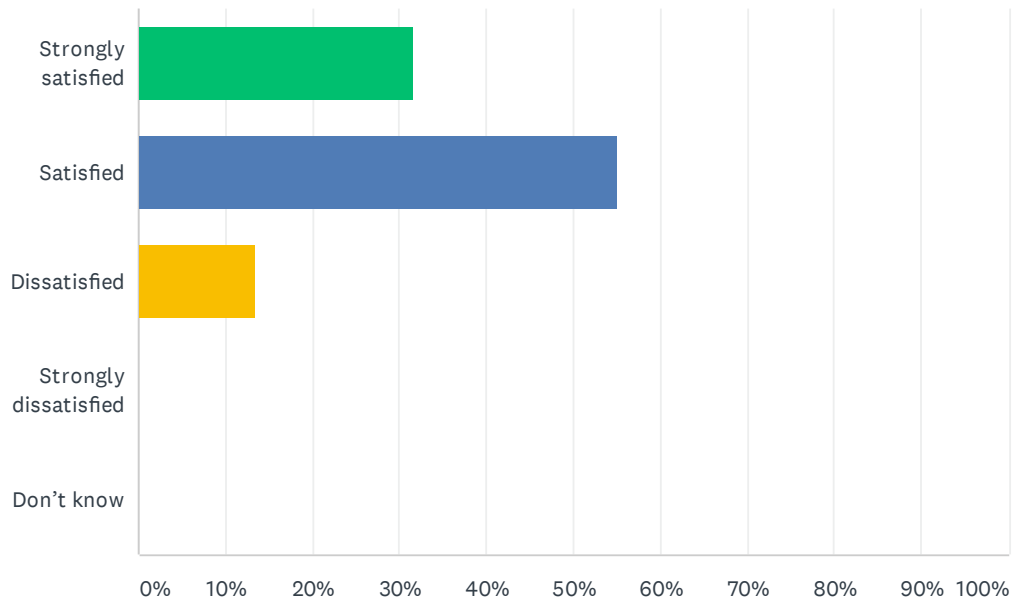
Answered: 59 Skipped: 4



ANSWER CHOICES	RESPONSES	
Strongly agree	25.42%	15
Agree	61.02%	36
Disagree	10.17%	6
Strongly disagree	1.69%	1
Don't know	1.69%	1
TOTAL		59

Q9 How satisfied are you with the quality of education your child is receiving at his or her school?

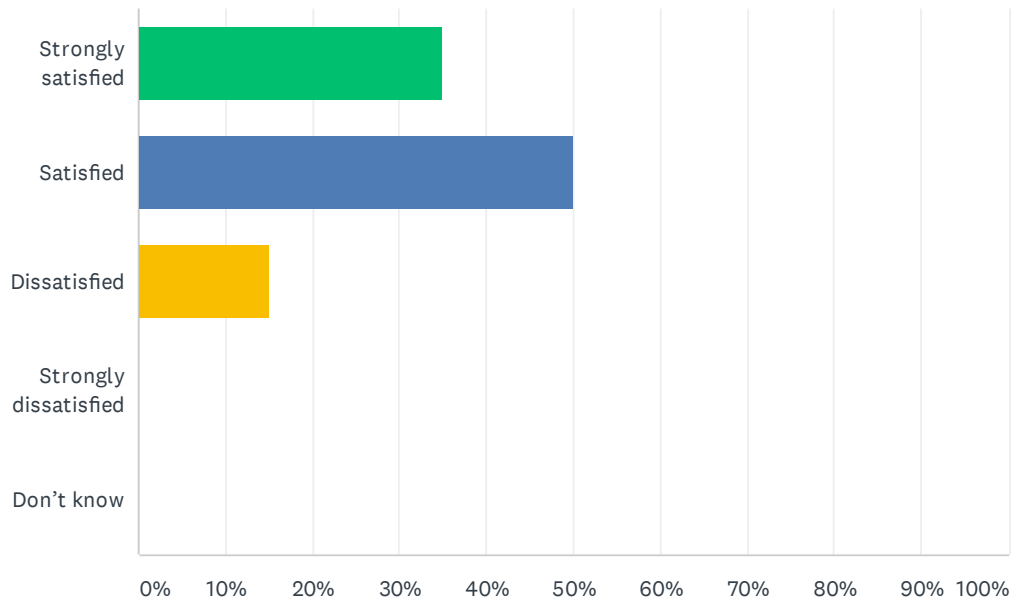
Answered: 60 Skipped: 3



ANSWER CHOICES	RESPONSES	
Strongly satisfied	31.67%	19
Satisfied	55.00%	33
Dissatisfied	13.33%	8
Strongly dissatisfied	0.00%	0
Don't know	0.00%	0
TOTAL		60

Q10 How satisfied are you with the quality of teaching at your child's school?

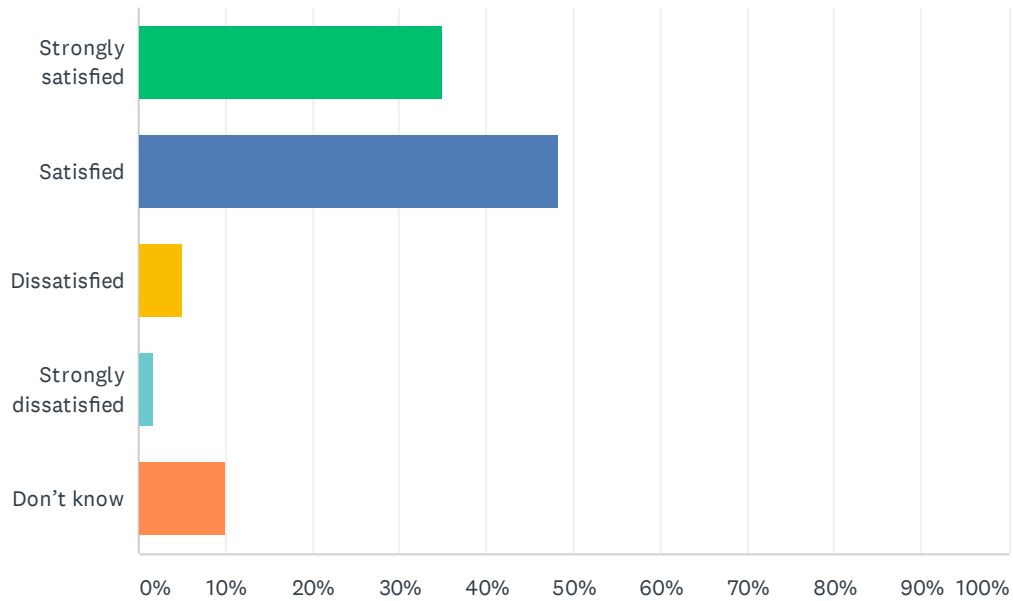
Answered: 60 Skipped: 3



ANSWER CHOICES	RESPONSES	
Strongly satisfied	35.00%	21
Satisfied	50.00%	30
Dissatisfied	15.00%	9
Strongly dissatisfied	0.00%	0
Don't know	0.00%	0
TOTAL		60

Q11 How satisfied are you with the leadership in your child's school?

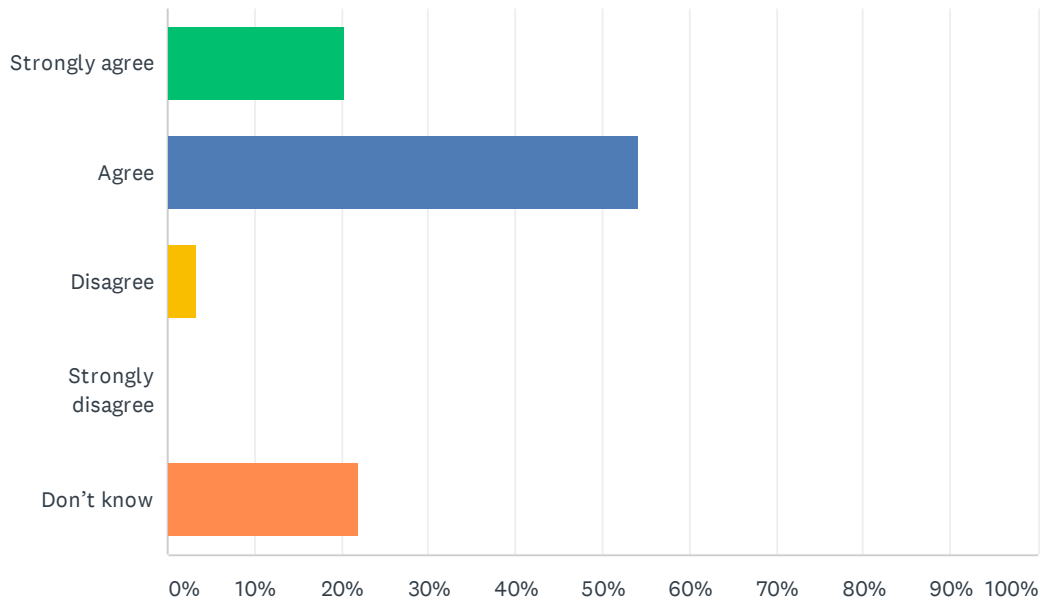
Answered: 60 Skipped: 3



ANSWER CHOICES	RESPONSES	
Strongly satisfied	35.00%	21
Satisfied	48.33%	29
Dissatisfied	5.00%	3
Strongly dissatisfied	1.67%	1
Don't know	10.00%	6
TOTAL		60

Q12 The rights and responsibilities of citizenship are reinforced in my child's school.

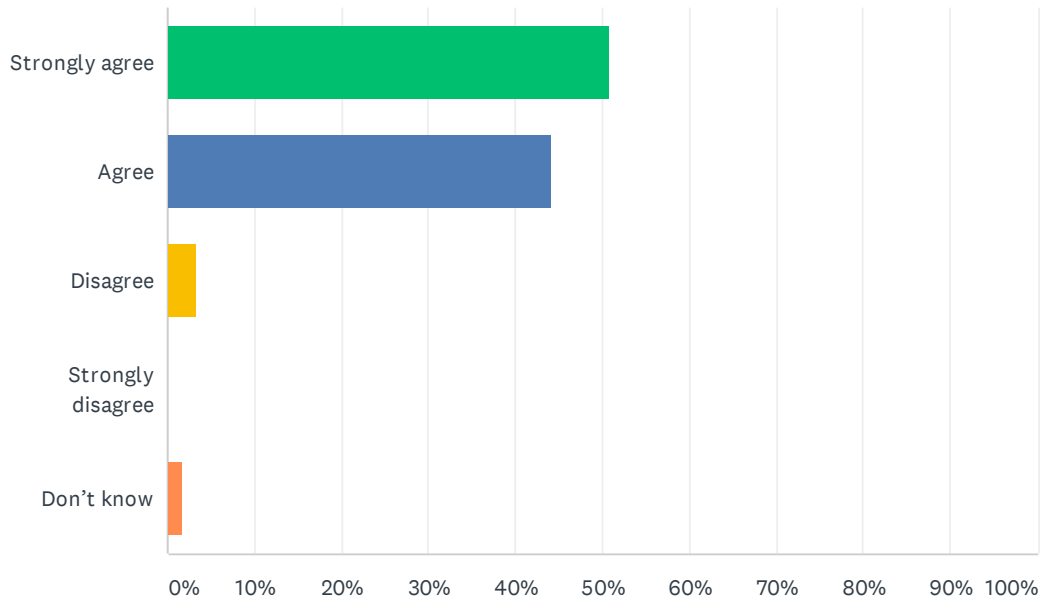
Answered: 59 Skipped: 4



ANSWER CHOICES	RESPONSES	
Strongly agree	20.34%	12
Agree	54.24%	32
Disagree	3.39%	2
Strongly disagree	0.00%	0
Don't know	22.03%	13
TOTAL		59

Q13 The school staff care about my child.

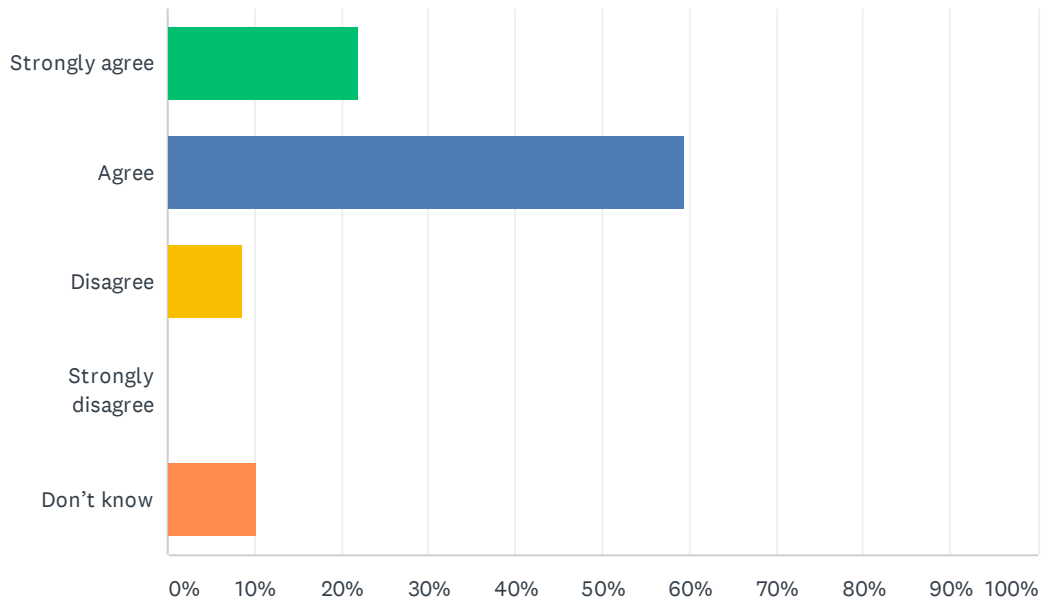
Answered: 59 Skipped: 4



ANSWER CHOICES	RESPONSES	
Strongly agree	50.85%	30
Agree	44.07%	26
Disagree	3.39%	2
Strongly disagree	0.00%	0
Don't know	1.69%	1
TOTAL		59

Q14 Discipline is handled in a fair and reasonable manner in my child's school.

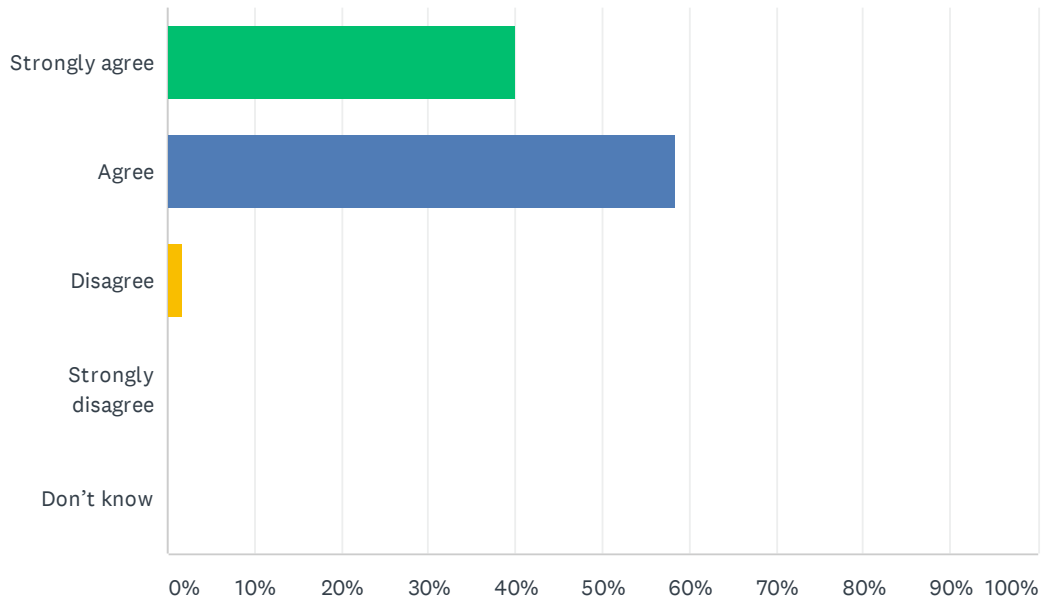
Answered: 59 Skipped: 4



ANSWER CHOICES	RESPONSES	
Strongly agree	22.03%	13
Agree	59.32%	35
Disagree	8.47%	5
Strongly disagree	0.00%	0
Don't know	10.17%	6
TOTAL		59

Q15 My child's school is safe.

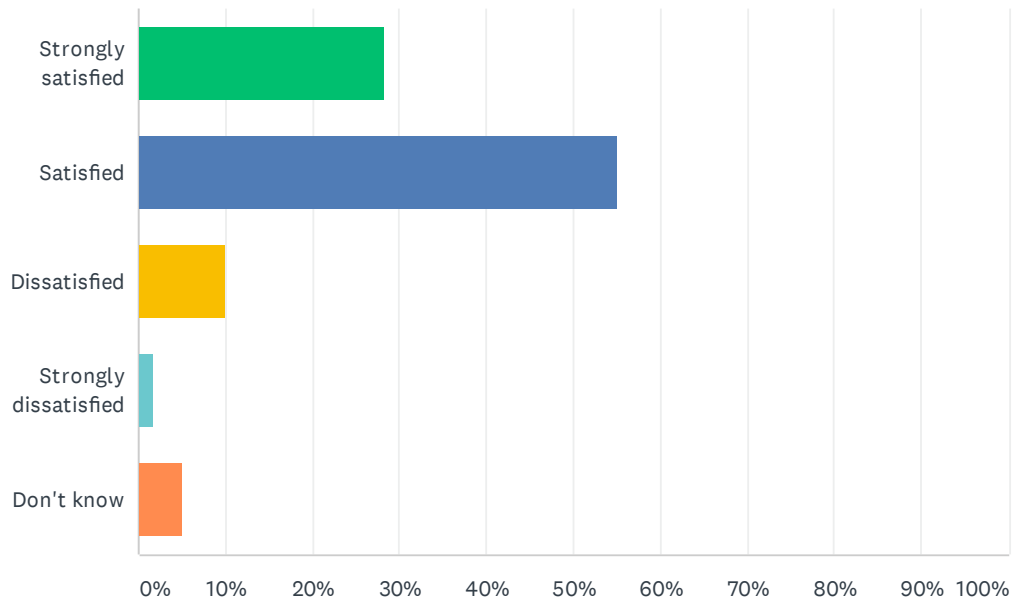
Answered: 60 Skipped: 3



ANSWER CHOICES	RESPONSES	
Strongly agree	40.00%	24
Agree	58.33%	35
Disagree	1.67%	1
Strongly disagree	0.00%	0
Don't know	0.00%	0
TOTAL		60

Q16 How satisfied are you with the resources available to support your child's learning?

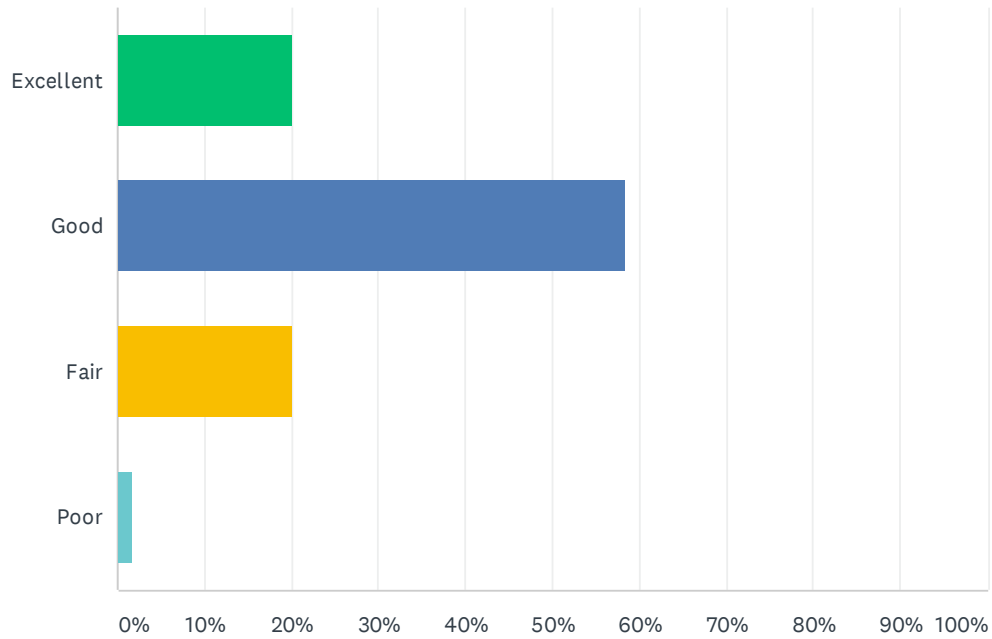
Answered: 60 Skipped: 3



ANSWER CHOICES	RESPONSES	
Strongly satisfied	28.33%	17
Satisfied	55.00%	33
Dissatisfied	10.00%	6
Strongly dissatisfied	1.67%	1
Don't know	5.00%	3
TOTAL		60

Q17 How would you rate the physical condition of your child's school?

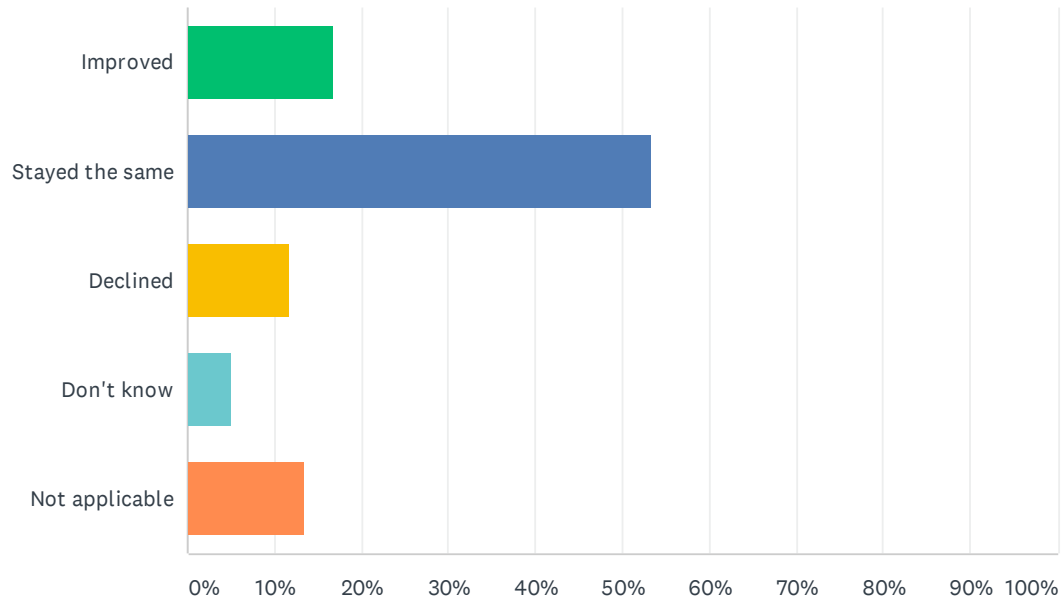
Answered: 60 Skipped: 3



ANSWER CHOICES	RESPONSES	
Excellent	20.00%	12
Good	58.33%	35
Fair	20.00%	12
Poor	1.67%	1
TOTAL		60

Q18 In your opinion, has the quality of education your child has experienced at school improved, stayed the same or declined in the past three years?

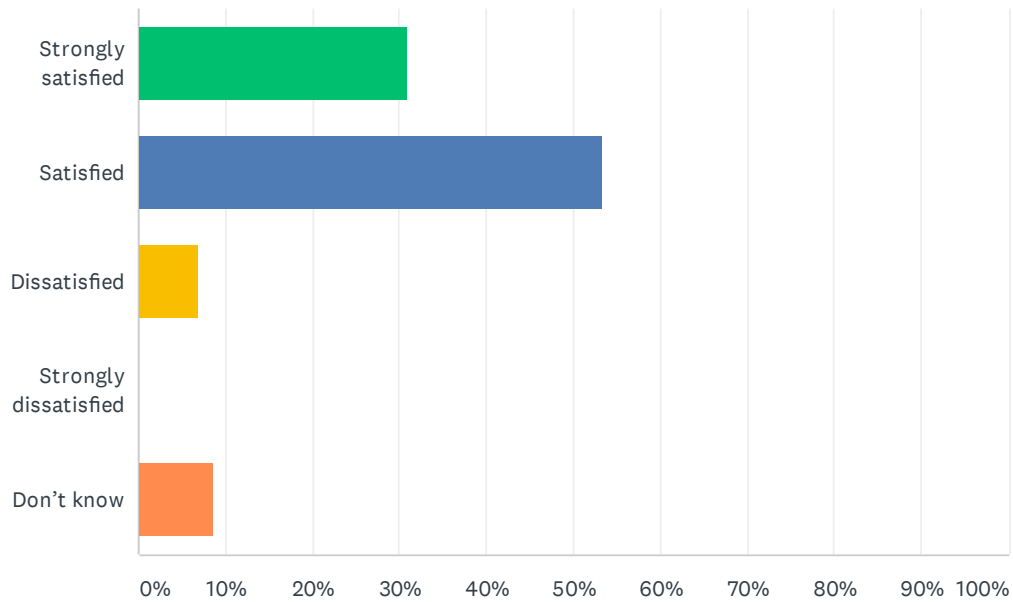
Answered: 60 Skipped: 3



ANSWER CHOICES	RESPONSES	
Improved	16.67%	10
Stayed the same	53.33%	32
Declined	11.67%	7
Don't know	5.00%	3
Not applicable	13.33%	8
TOTAL		60

Q19 How satisfied are you with the opportunity to be involved in decisions at your child's school?

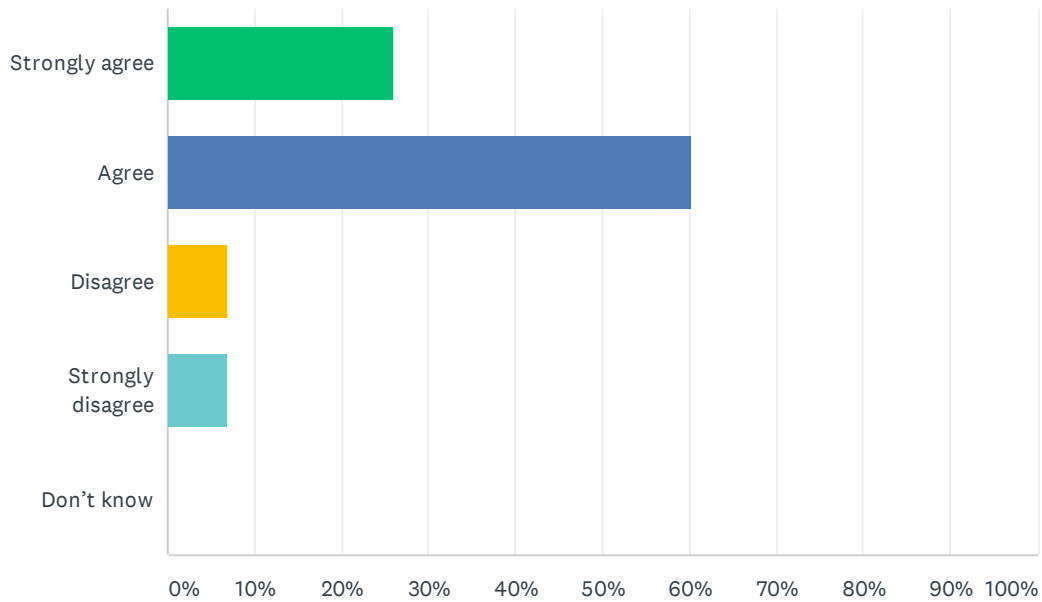
Answered: 58 Skipped: 5



ANSWER CHOICES	RESPONSES	
Strongly satisfied	31.03%	18
Satisfied	53.45%	31
Dissatisfied	6.90%	4
Strongly dissatisfied	0.00%	0
Don't know	8.62%	5
TOTAL		58

Q20 The school keeps me informed about my child's progress and achievement.

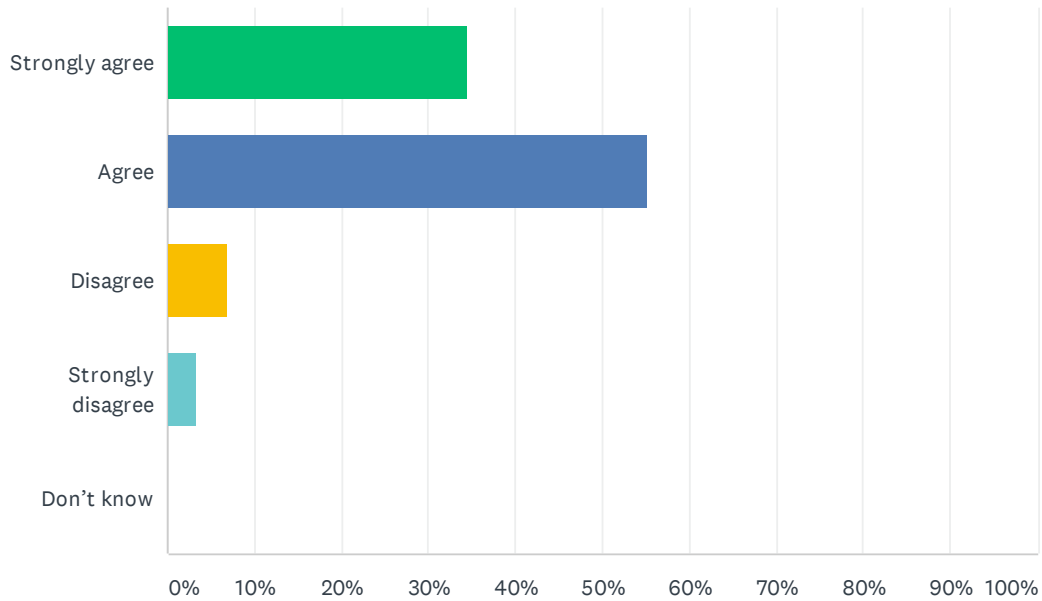
Answered: 58 Skipped: 5



ANSWER CHOICES	RESPONSES	
Strongly agree	25.86%	15
Agree	60.34%	35
Disagree	6.90%	4
Strongly disagree	6.90%	4
Don't know	0.00%	0
TOTAL		58

Q21 There is open and honest communication within my child's school.

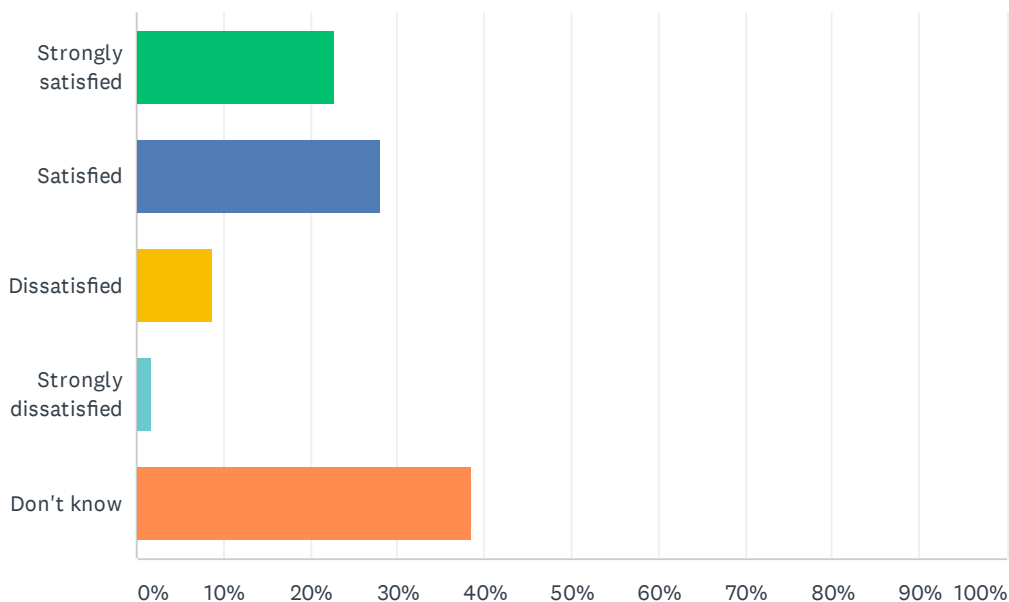
Answered: 58 Skipped: 5



ANSWER CHOICES	RESPONSES	
Strongly agree	34.48%	20
Agree	55.17%	32
Disagree	6.90%	4
Strongly disagree	3.45%	2
Don't know	0.00%	0
TOTAL		58

Q22 How satisfied are you with the community partnerships that may be established at your school? For example: Saffron, KEYS program, Green Certificate, lunch programs, after-school programs, RAP, Tools for School, Scratch Day, Entrepreneurial Adventure, scholarships/grants, etc.

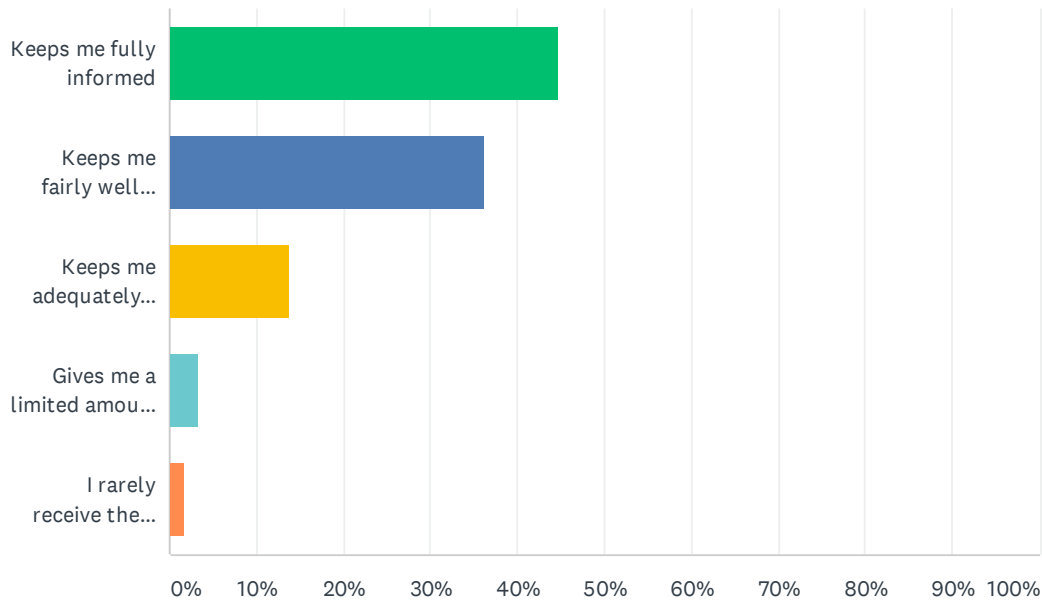
Answered: 57 Skipped: 6



ANSWER CHOICES	RESPONSES	
Strongly satisfied	22.81%	13
Satisfied	28.07%	16
Dissatisfied	8.77%	5
Strongly dissatisfied	1.75%	1
Don't know	38.60%	22
TOTAL		57

Q23 Elk Island Public Schools appreciates the opportunity to stay connected with parents about news, activities, programs and other matters of importance. What is your impression of the communication you receive from your child's school?

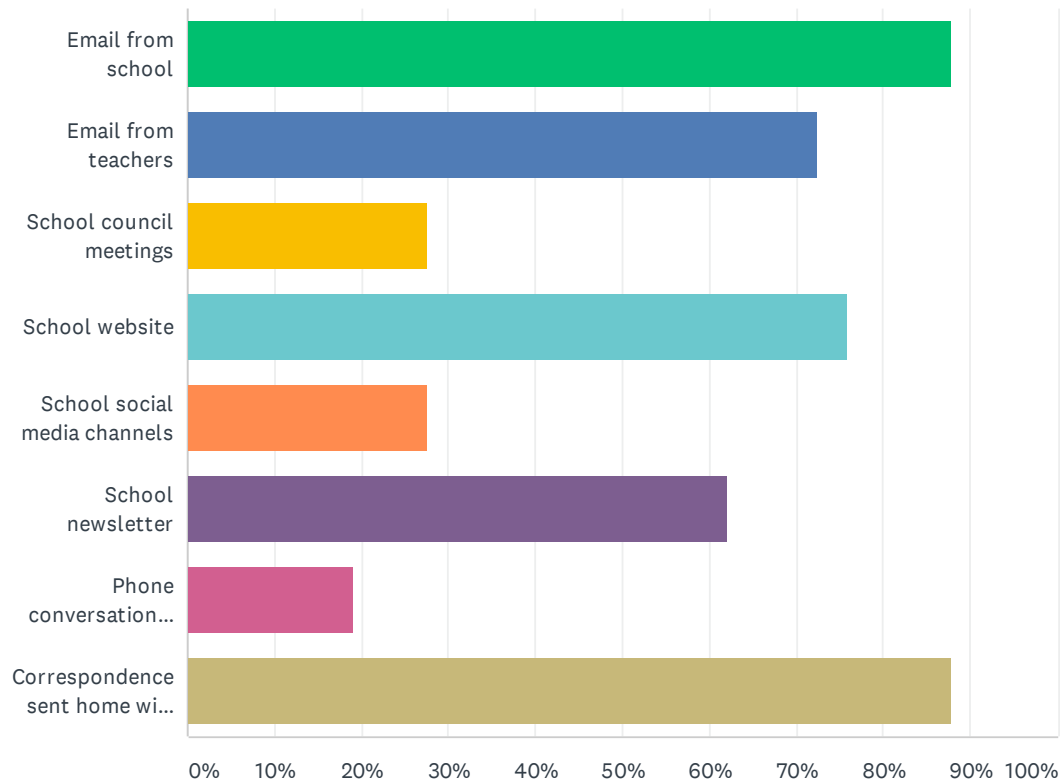
Answered: 58 Skipped: 5



ANSWER CHOICES	RESPONSES	
Keeps me fully informed	44.83%	26
Keeps me fairly well informed	36.21%	21
Keeps me adequately informed	13.79%	8
Gives me a limited amount of information	3.45%	2
I rarely receive the information I need	1.72%	1
TOTAL		58

Q24 Do you regularly make use of the following to keep up to date on school activities, programs, etc.? Check all that apply.

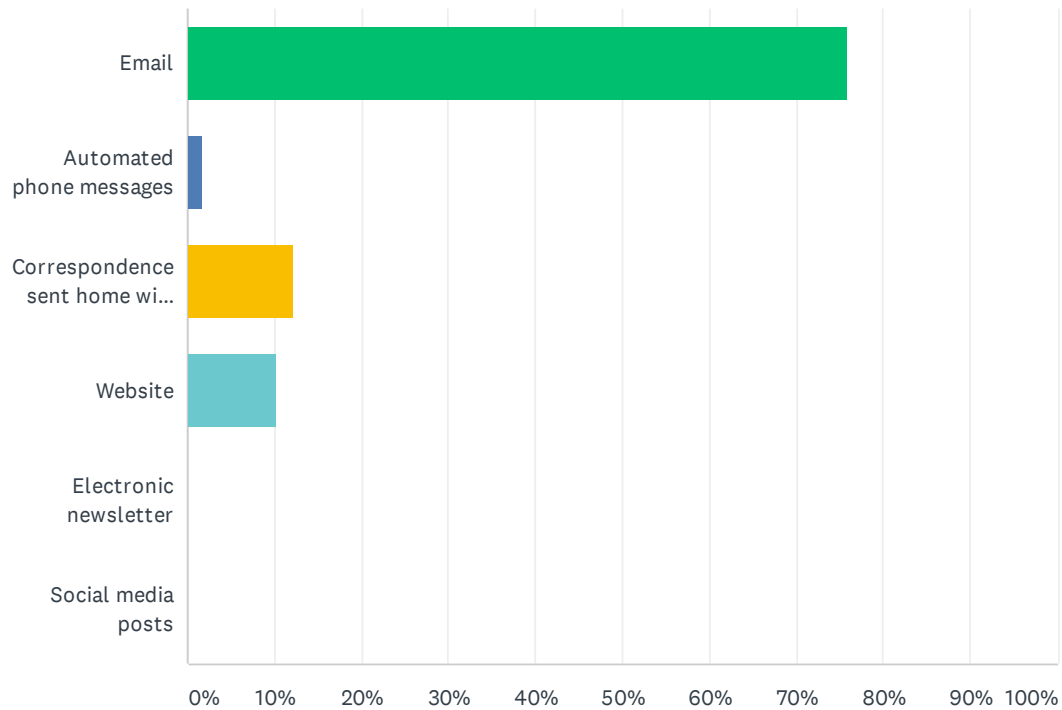
Answered: 58 Skipped: 5



ANSWER CHOICES	RESPONSES	
Email from school	87.93%	51
Email from teachers	72.41%	42
School council meetings	27.59%	16
School website	75.86%	44
School social media channels	27.59%	16
School newsletter	62.07%	36
Phone conversations with the school or teachers	18.97%	11
Correspondence sent home with your child	87.93%	51
Total Respondents: 58		

Q25 What is your most preferred method of communication from the school and Division?

Answered: 58 Skipped: 5

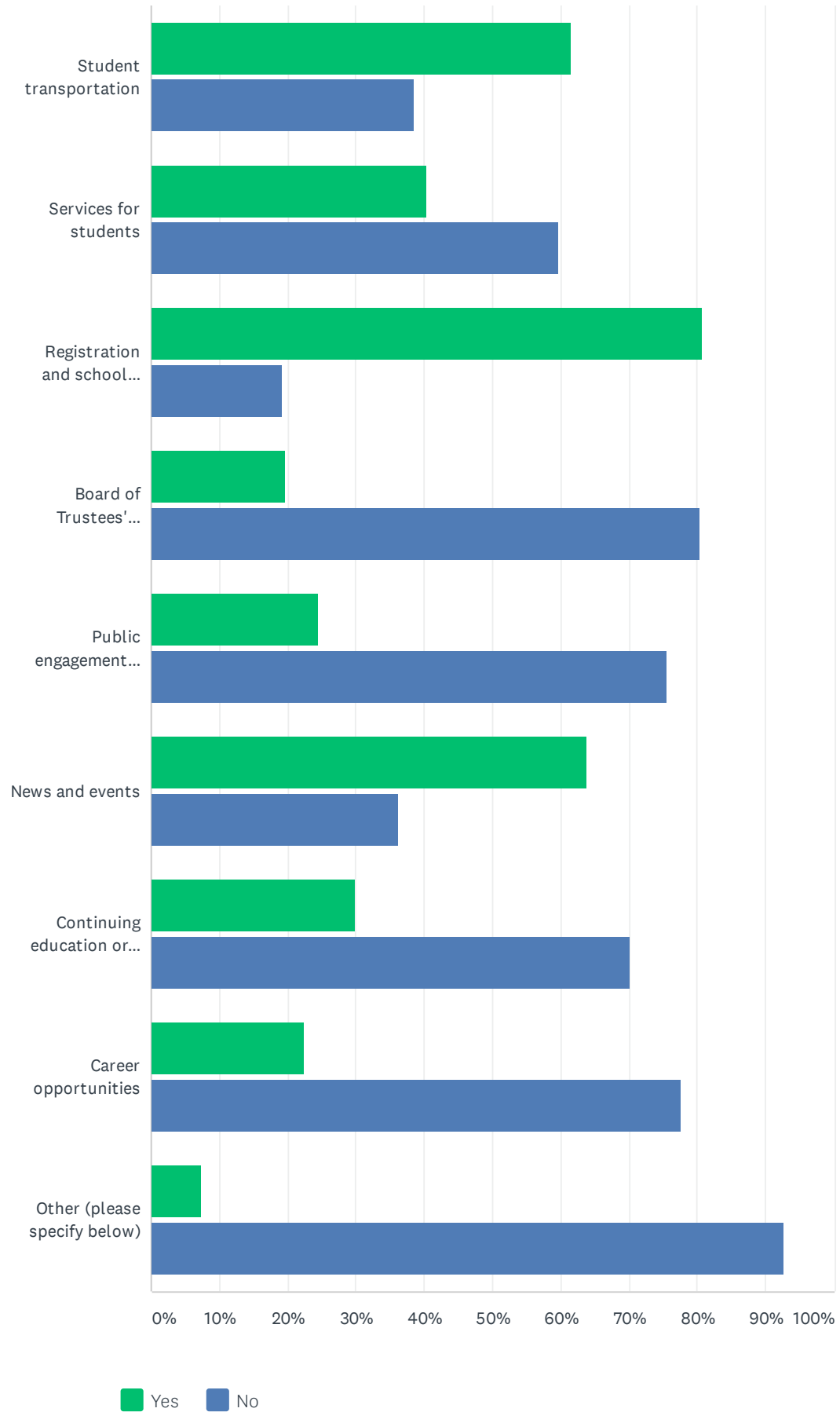


ANSWER CHOICES	RESPONSES	
Email	75.86%	44
Automated phone messages	1.72%	1
Correspondence sent home with your child	12.07%	7
Website	10.34%	6
Electronic newsletter	0.00%	0
Social media posts	0.00%	0
TOTAL		58

Q26 Do you visit the Division website (www.eips.ca) for information on:

Answered: 58 Skipped: 5

EIPS Parent Survey 2019-20

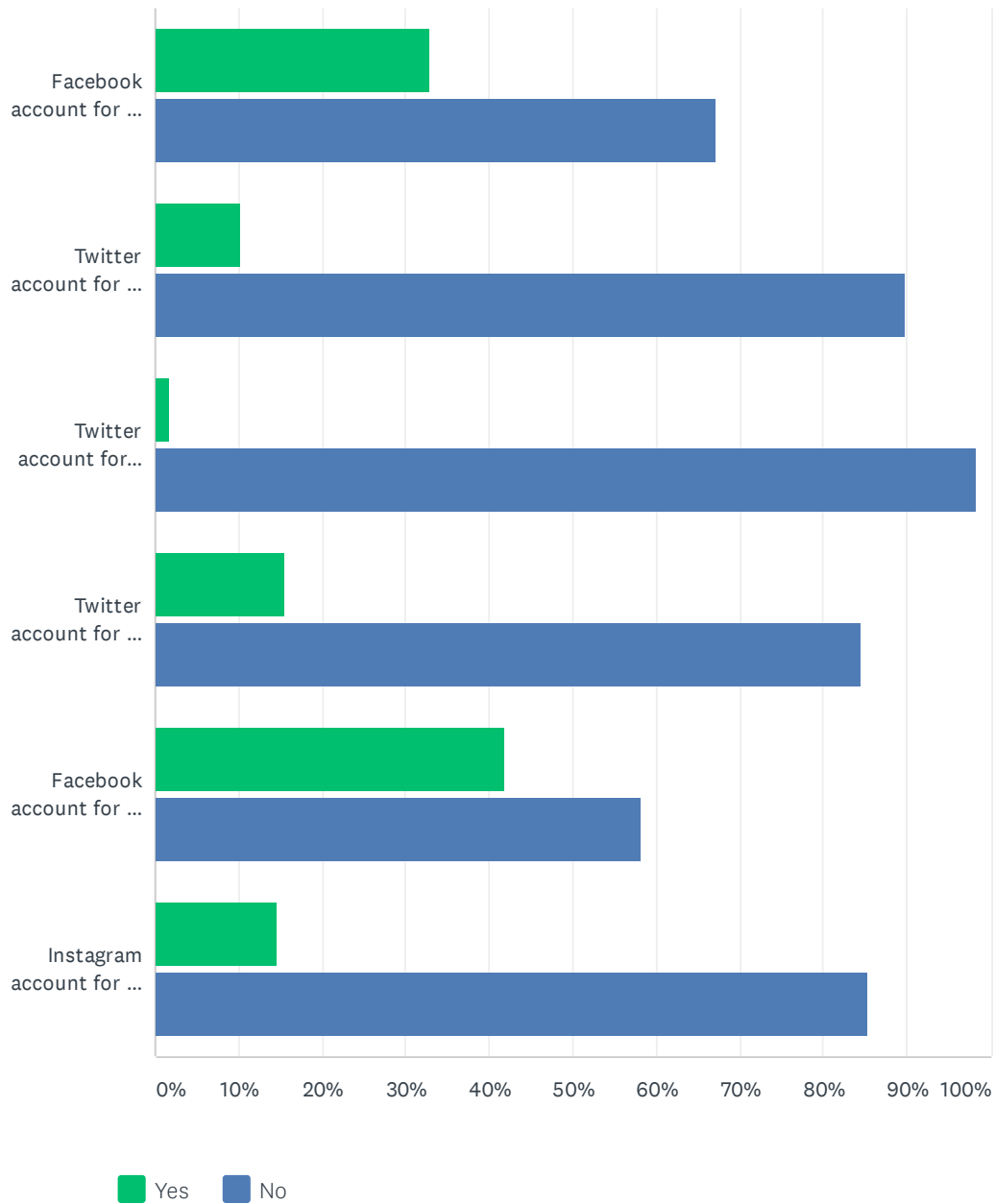


EIPS Parent Survey 2019-20

	YES	NO	TOTAL	WEIGHTED AVERAGE
Student transportation	61.40% 35	38.60% 22	57	1.61
Services for students	40.35% 23	59.65% 34	57	1.40
Registration and school boundaries	80.70% 46	19.30% 11	57	1.81
Board of Trustees' meetings	19.64% 11	80.36% 45	56	1.20
Public engagement initiatives	24.56% 14	75.44% 43	57	1.25
News and events	63.79% 37	36.21% 21	58	1.64
Continuing education or summer courses	29.82% 17	70.18% 40	57	1.30
Career opportunities	22.41% 13	77.59% 45	58	1.22
Other (please specify below)	7.32% 3	92.68% 38	41	1.07

Q27 The Division and schools often share news and information on social media. Do you follow:

Answered: 58 Skipped: 5



EIPS Parent Survey 2019-20

	YES	NO	TOTAL	WEIGHTED AVERAGE
Facebook account for the Division (Facebook.com/ElkIslandPublicSchools)	32.76% 19	67.24% 39	58	1.33
Twitter account for the Division (@eips)	10.34% 6	89.66% 52	58	1.10
Twitter account for EIPS Student Transportation (@eipsST)	1.75% 1	98.25% 56	57	1.02
Twitter account for my child's school	15.52% 9	84.48% 49	58	1.16
Facebook account for my child's school, if applicable	41.82% 23	58.18% 32	55	1.42
Instagram account for my child's school, if applicable	14.55% 8	85.45% 47	55	1.15