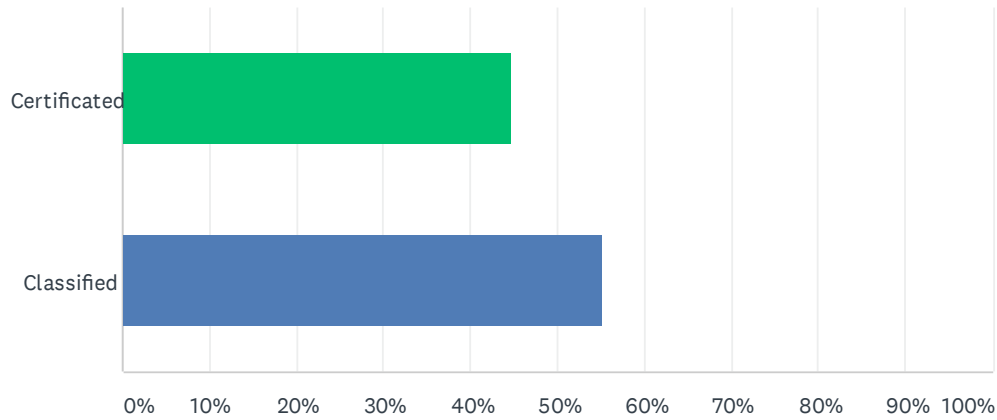


Q1 Your responses are completely confidential but to assist in the analysis of the information, certain demographic information is required. Please identify your employee group:

Answered: 29 Skipped: 0



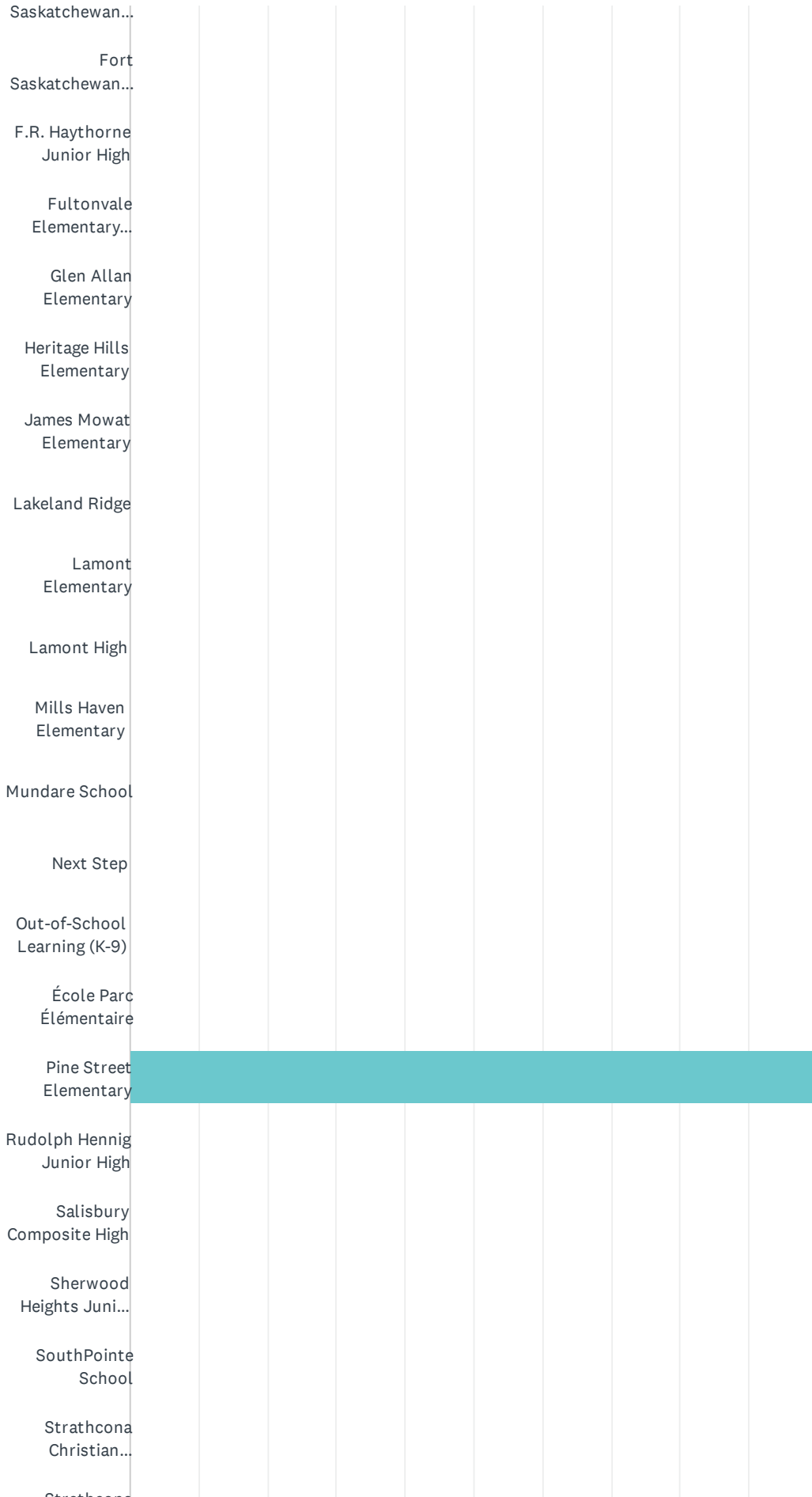
ANSWER CHOICES	RESPONSES	
Certificated	44.83%	13
Classified	55.17%	16
TOTAL		29

Q2 Please identify your site:

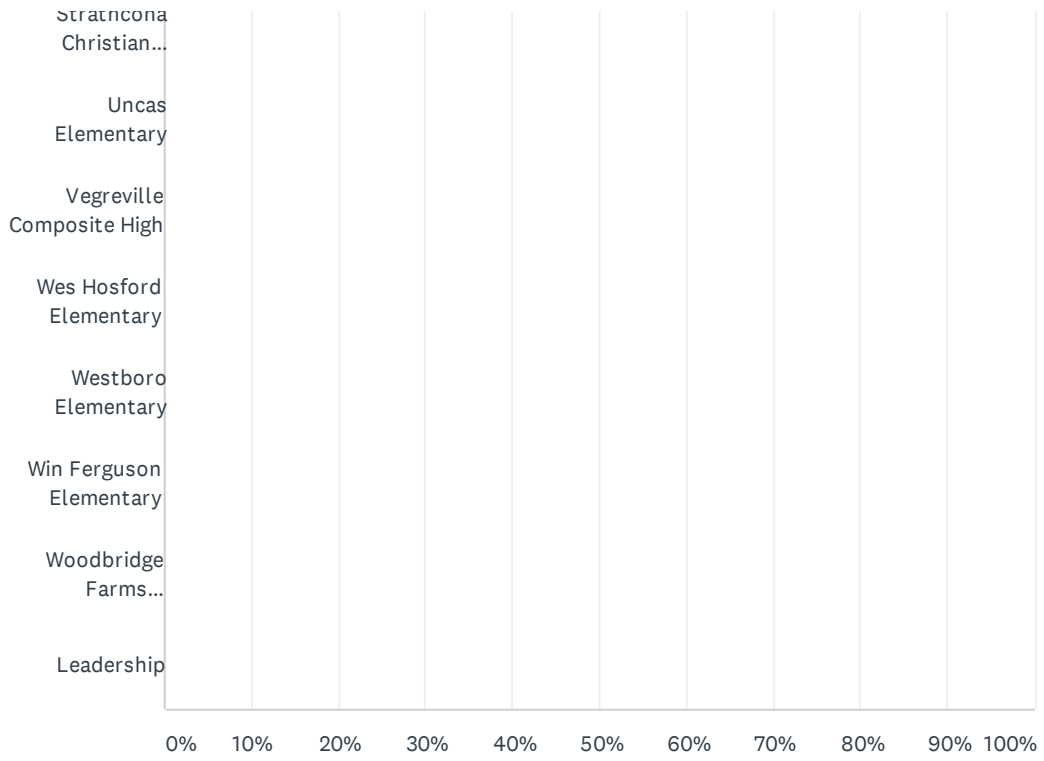
Answered: 29 Skipped: 0

A.L. Horton Elementary									
Andrew School									
Ardrossan Elementary									
Ardrossan Junior Senio...									
Bev Facey Community High									
Brentwood Elementary									
Bruderheim School									
École Campbelltown									
Clover Bar Junior High									
Central Services -...									
Central Services -...									
Central Services -...									
Central Services -...									
Central Services -...									
Central Services -...									
Davidson Creek Elementary									
Fort Saskatchewan...									
Fort									

Staff Engagement Survey 2020-21



Staff Engagement Survey 2020-21



Staff Engagement Survey 2020-21

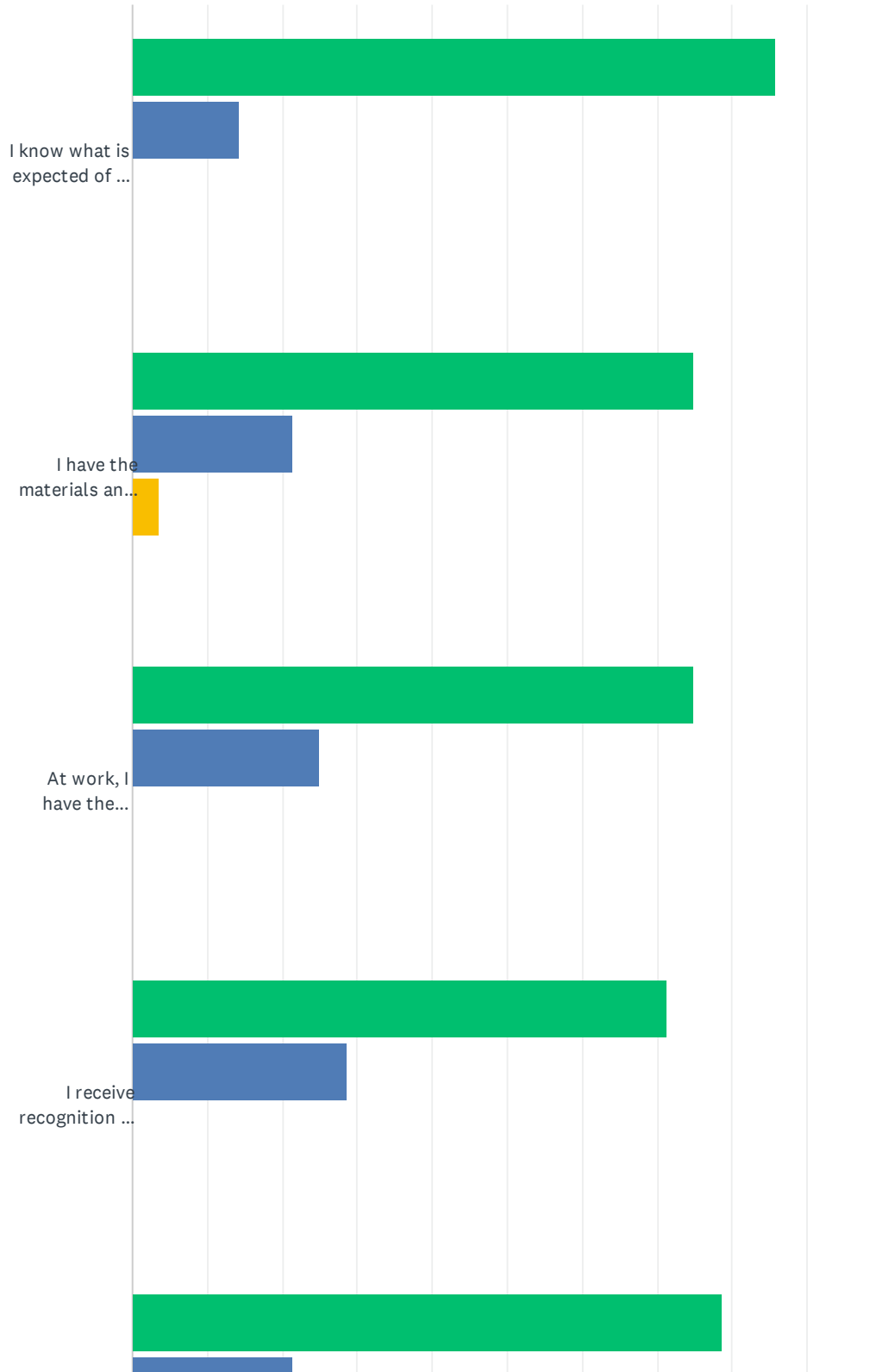
ANSWER CHOICES	RESPONSES
A.L. Horton Elementary	0.00% 0
Andrew School	0.00% 0
Ardrossan Elementary	0.00% 0
Ardrossan Junior Senior High	0.00% 0
Bev Facey Community High	0.00% 0
Brentwood Elementary	0.00% 0
Bruderheim School	0.00% 0
École Campbelltown	0.00% 0
Clover Bar Junior High	0.00% 0
Central Services – Communication Services	0.00% 0
Central Services – Financial Services	0.00% 0
Central Services – Facility Services	0.00% 0
Central Services – Human Resources	0.00% 0
Central Services – Supports for Students	0.00% 0
Central Services – Information Technologies	0.00% 0
Central Services – Student Transportation	0.00% 0
Davidson Creek Elementary	0.00% 0
Fort Saskatchewan Christian	0.00% 0
Fort Saskatchewan Elementary	0.00% 0
Fort Saskatchewan High	0.00% 0
F.R. Haythorne Junior High	0.00% 0
Fultonvale Elementary Junior High	0.00% 0
Glen Allan Elementary	0.00% 0
Heritage Hills Elementary	0.00% 0
James Mowat Elementary	0.00% 0
Lakeland Ridge	0.00% 0
Lamont Elementary	0.00% 0
Lamont High	0.00% 0
Mills Haven Elementary	0.00% 0
Mundare School	0.00% 0
Next Step	0.00% 0
Out-of-School Learning (K-9)	0.00% 0

Staff Engagement Survey 2020-21

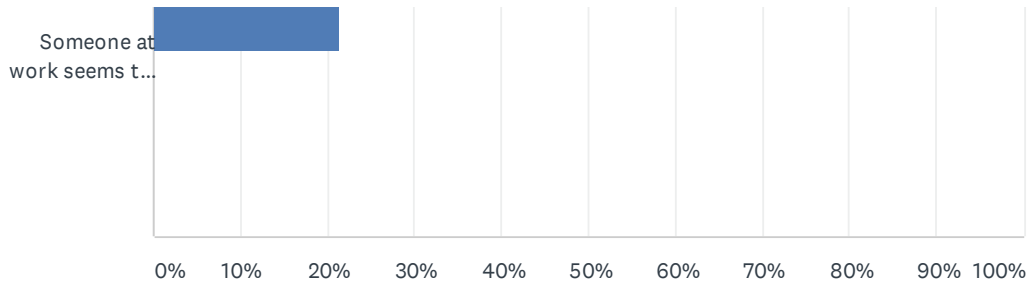
École Parc Élémentaire	0.00%	0
Pine Street Elementary	100.00%	29
Rudolph Hennig Junior High	0.00%	0
Salisbury Composite High	0.00%	0
Sherwood Heights Junior High	0.00%	0
SouthPointe School	0.00%	0
Strathcona Christian Academy Elementary	0.00%	0
Strathcona Christian Academy Secondary	0.00%	0
Uncas Elementary	0.00%	0
Vegreville Composite High	0.00%	0
Wes Hosford Elementary	0.00%	0
Westboro Elementary	0.00%	0
Win Ferguson Elementary	0.00%	0
Woodbridge Farms Elementary	0.00%	0
Leadership	0.00%	0
TOTAL		29

Q3 Using the following four descriptors—very satisfied, satisfied, dissatisfied and very dissatisfied—please provide your responses to the following questions:

Answered: 28 Skipped: 1



Staff Engagement Survey 2020-21

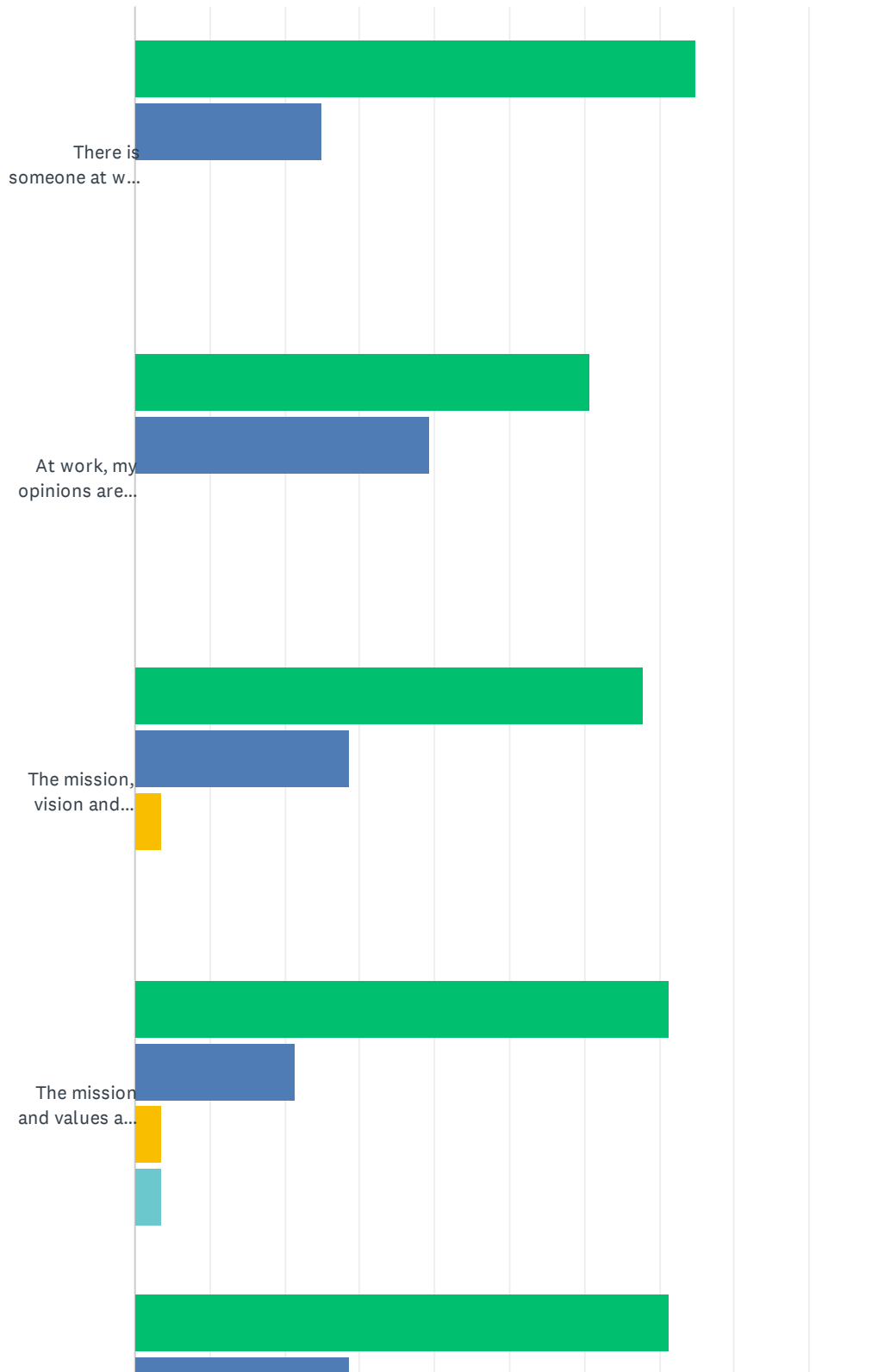


■ Very Satisfied
 ■ Satisfied
 ■ Dissatisfied
 ■ Very Dissatisfied

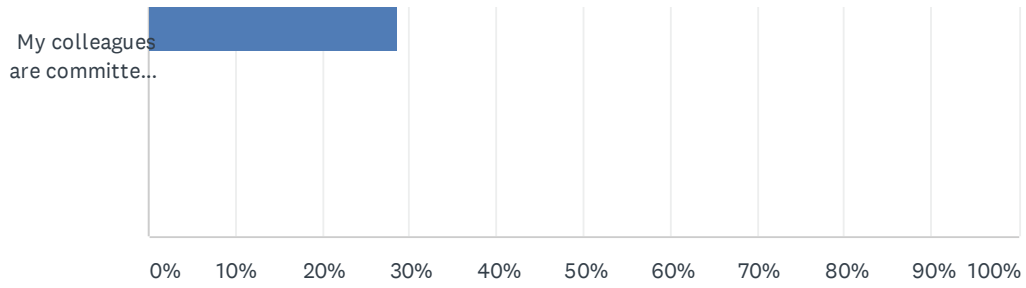
	VERY SATISFIED	SATISFIED	DISSATISFIED	VERY DISSATISFIED	TOTAL
I know what is expected of me at work.	85.71% 24	14.29% 4	0.00% 0	0.00% 0	28
I have the materials and equipment I need to do my work.	75.00% 21	21.43% 6	3.57% 1	0.00% 0	28
At work, I have the opportunity to do what I do best every day.	75.00% 21	25.00% 7	0.00% 0	0.00% 0	28
I receive recognition or praise for doing good work.	71.43% 20	28.57% 8	0.00% 0	0.00% 0	28
Someone at work seems to care about me as a person.	78.57% 22	21.43% 6	0.00% 0	0.00% 0	28

Q4 Using the following four descriptors—very satisfied, satisfied, dissatisfied and very dissatisfied—please provide your responses to the following questions:

Answered: 28 Skipped: 1



Staff Engagement Survey 2020-21

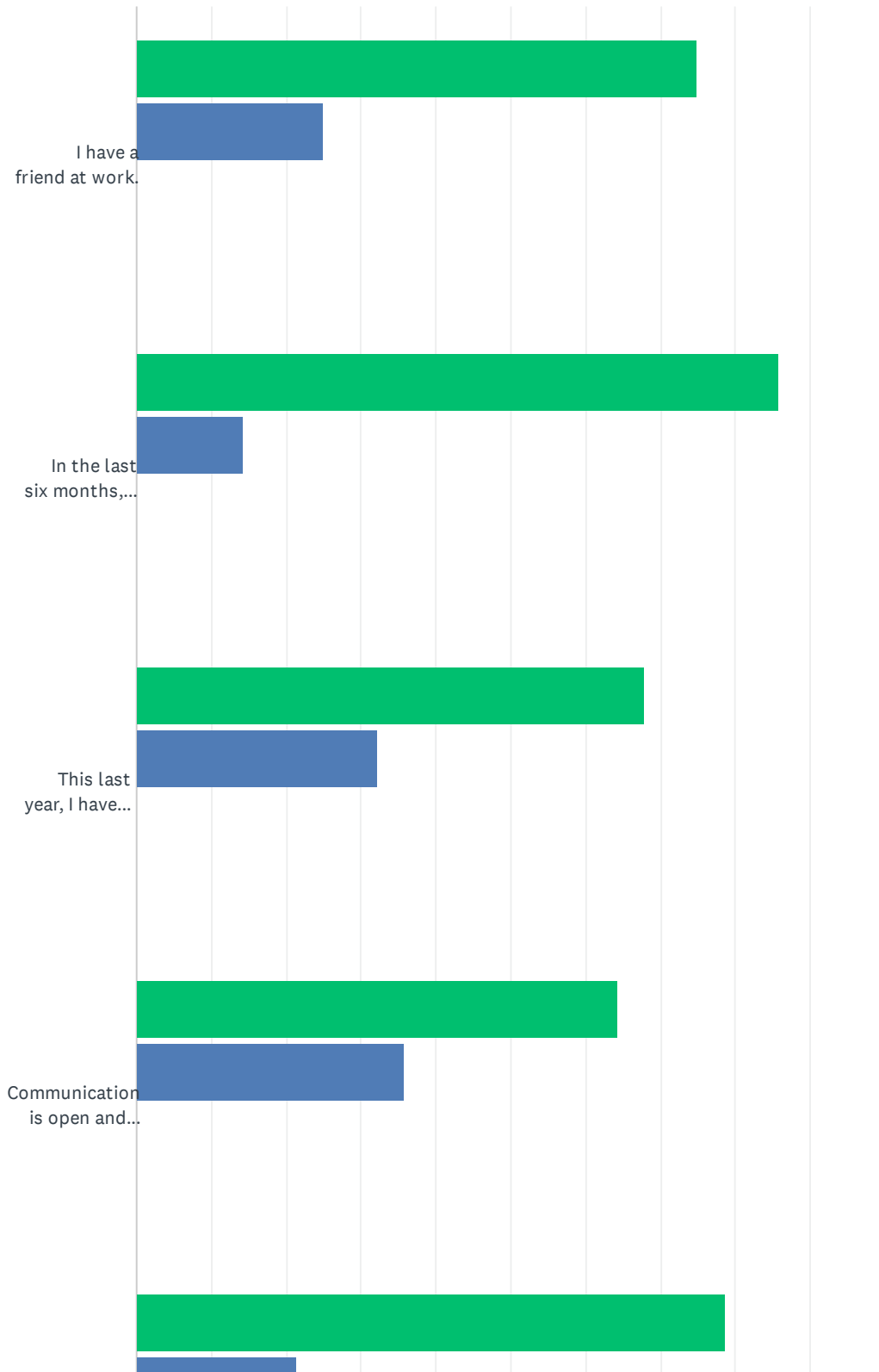


■ Very Satisfied
 ■ Satisfied
 ■ Dissatisfied
 ■ Very Dissatisfied

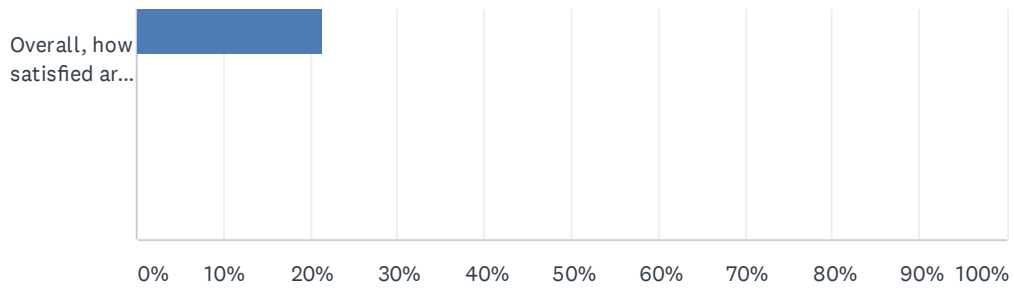
	VERY SATISFIED	SATISFIED	DISSATISFIED	VERY DISSATISFIED	TOTAL
There is someone at work who encourages my professional development.	75.00% 21	25.00% 7	0.00% 0	0.00% 0	28
At work, my opinions are considered.	60.71% 17	39.29% 11	0.00% 0	0.00% 0	28
The mission, vision and goals of my school or department make me feel my job is important.	67.86% 19	28.57% 8	3.57% 1	0.00% 0	28
The mission and values as well as the priorities and goals of Elk Island Public Schools make me feel my job is important.	71.43% 20	21.43% 6	3.57% 1	3.57% 1	28
My colleagues are committed to doing quality work.	71.43% 20	28.57% 8	0.00% 0	0.00% 0	28

Q5 Using the following four descriptors—very satisfied, satisfied, dissatisfied and very dissatisfied—please provide your responses to the following questions:

Answered: 28 Skipped: 1



Staff Engagement Survey 2020-21



■ Very Satisfied
 ■ Satisfied
 ■ Dissatisfied
 ■ Very Dissatisfied

	VERY SATISFIED	SATISFIED	DISSATISFIED	VERY DISSATISFIED	TOTAL
I have a friend at work.	75.00% 21	25.00% 7	0.00% 0	0.00% 0	28
In the last six months, someone at work has talked to me about my progress.	85.71% 24	14.29% 4	0.00% 0	0.00% 0	28
This last year, I have had opportunities at work to learn and grow.	67.86% 19	32.14% 9	0.00% 0	0.00% 0	28
Communication is open and transparent in my school or department.	64.29% 18	35.71% 10	0.00% 0	0.00% 0	28
Overall, how satisfied are you with your school or department as a place to work?	78.57% 22	21.43% 6	0.00% 0	0.00% 0	28