

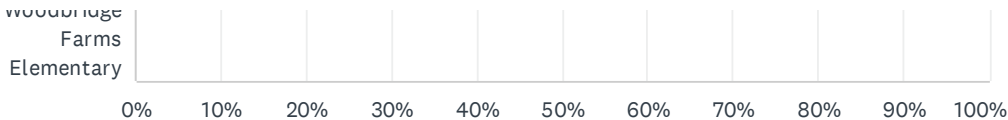
Q1 What school does your child currently attend?If you have more than one child attending an EIPS school or a child who attends classes at more than one EIPS school, complete this survey for each one.

Answered: 57 Skipped: 0

A.L. Horton Elementary										
Ardrossan Elementary										
Ardrossan Junior Senior High										
Bev Facey Community High										
Brentwood Elementary										
Bruderheim School										
Clover Bar Junior High										
Davidson Creek Elementary										
École Campbelltown										
École Parc Élémentaire										
F.R. Haythorne Junior High										
Fort Saskatchewan Christian										
Fort Saskatchewan Elementary										
Fort Saskatchewan High										
Fultonvale Elementary Junior High										
Glen Allan Elementary										
Heritage Hills Elementary										
James Mowat										

[illegible]

2024-25 EIPS Annual Feedback Survey: For Parents and Caregivers



2024-25 EIPS Annual Feedback Survey: For Parents and Caregivers

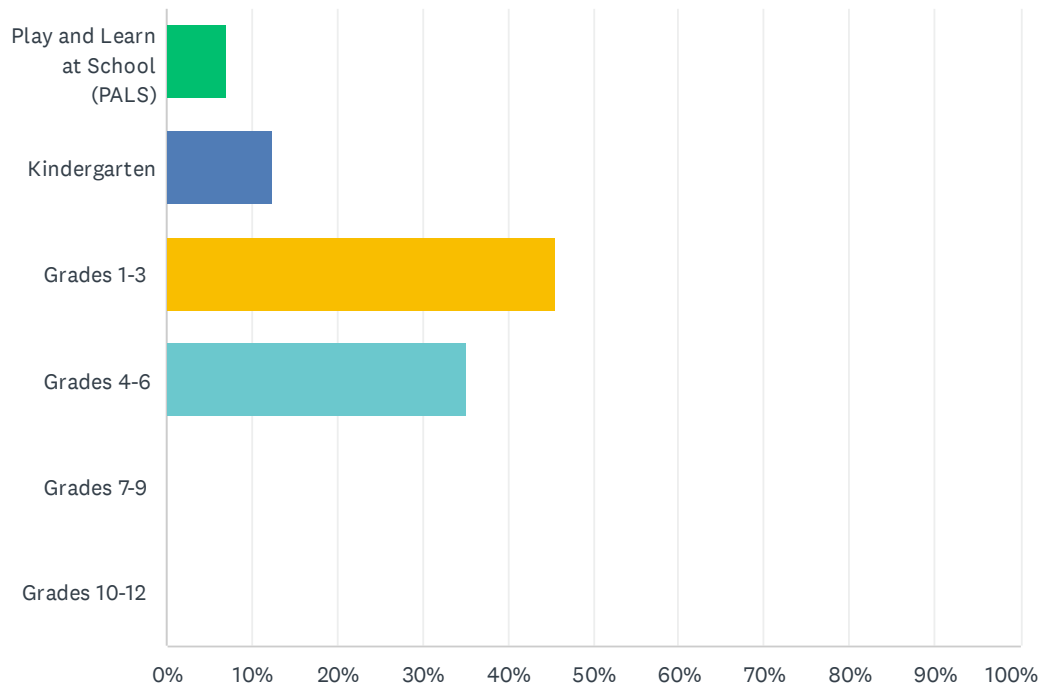
ANSWER CHOICES	RESPONSES	
A.L. Horton Elementary	0.00%	0
Ardrossan Elementary	0.00%	0
Ardrossan Junior Senior High	0.00%	0
Bev Facey Community High	0.00%	0
Brentwood Elementary	0.00%	0
Bruderheim School	0.00%	0
Clover Bar Junior High	0.00%	0
Davidson Creek Elementary	0.00%	0
École Campbelltown	0.00%	0
École Parc Élémentaire	0.00%	0
F.R. Haythorne Junior High	0.00%	0
Fort Saskatchewan Christian	0.00%	0
Fort Saskatchewan Elementary	0.00%	0
Fort Saskatchewan High	0.00%	0
Fultonvale Elementary Junior High	0.00%	0
Glen Allan Elementary	0.00%	0
Heritage Hills Elementary	0.00%	0
James Mowat Elementary	0.00%	0
Lakeland Ridge	0.00%	0
Lamont Elementary	0.00%	0
Lamont High	0.00%	0
Mills Haven Elementary	0.00%	0
Mundare School	0.00%	0
Next Step Fort Saskatchewan	0.00%	0
Next Step Sherwood Park	0.00%	0
Next Step Vegreville	0.00%	0
Pine Street Elementary	100.00%	57
Rudolph Hennig Junior High	0.00%	0
Salisbury Composite High	0.00%	0
Sherwood Heights Junior High	0.00%	0
SouthPointe School	0.00%	0
Strathcona Christian Academy Elementary	0.00%	0

2024-25 EIPS Annual Feedback Survey: For Parents and Caregivers

Strathcona Christian Academy Secondary	0.00%	0
Uncas Elementary	0.00%	0
Vegreville Composite High	0.00%	0
Wes Hosford Elementary	0.00%	0
Westboro Elementary	0.00%	0
Win Ferguson Elementary	0.00%	0
Woodbridge Farms Elementary	0.00%	0
TOTAL		57

Q2 What grade is your child currently in?

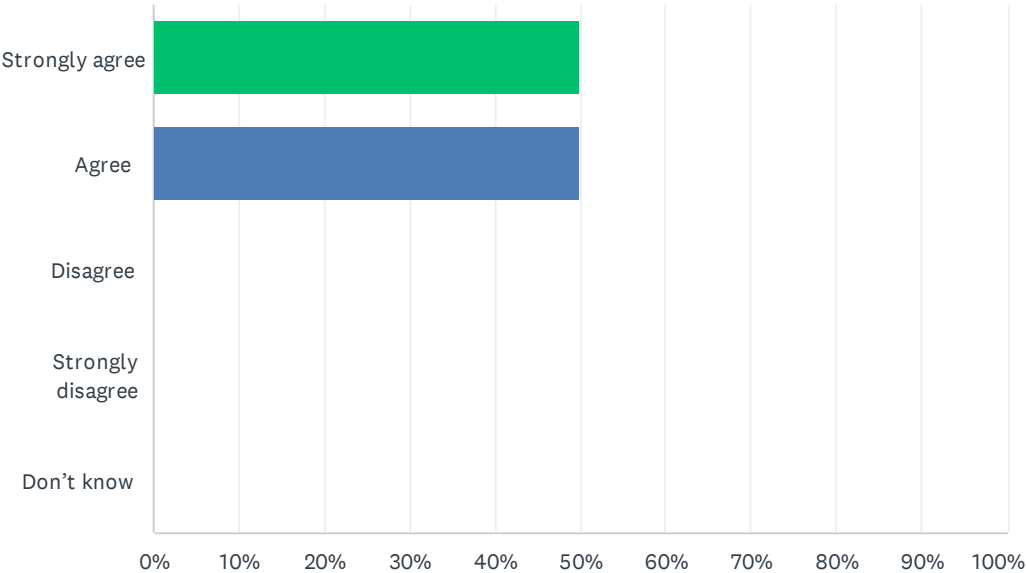
Answered: 57 Skipped: 0



ANSWER CHOICES	RESPONSES	
Play and Learn at School (PALS)	7.02%	4
Kindergarten	12.28%	7
Grades 1-3	45.61%	26
Grades 4-6	35.09%	20
Grades 7-9	0.00%	0
Grades 10-12	0.00%	0
TOTAL		57

Q3 As a result of being in the Play and Learn at School (PALS) program, my child’s demonstrating growth in their development.

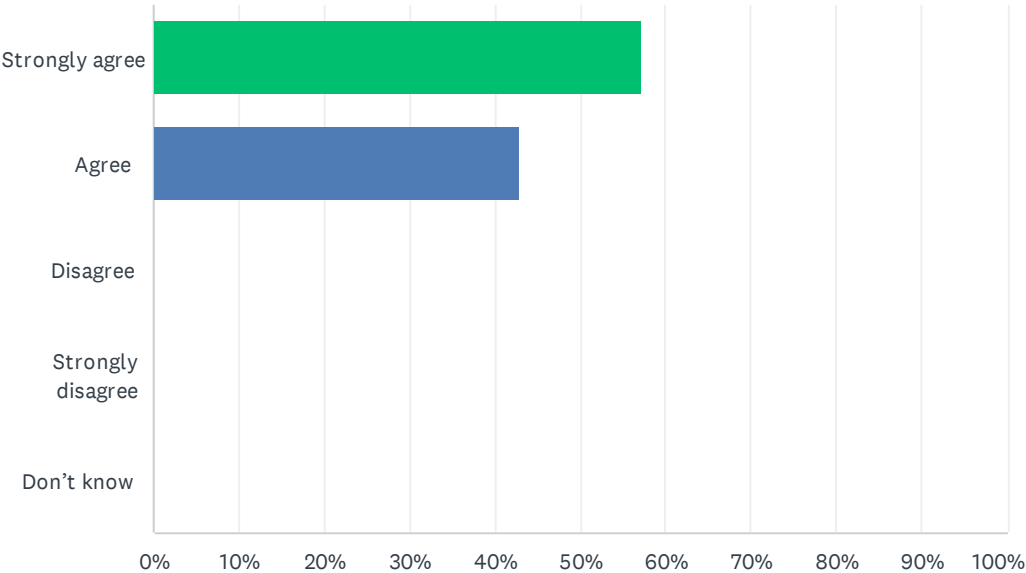
Answered: 4 Skipped: 53



ANSWER CHOICES	RESPONSES	
Strongly agree	50.00%	2
Agree	50.00%	2
Disagree	0.00%	0
Strongly disagree	0.00%	0
Don't know	0.00%	0
TOTAL		4

Q4 As a result of being in the kindergarten program, my child’s becoming ready to enter Grade 1.

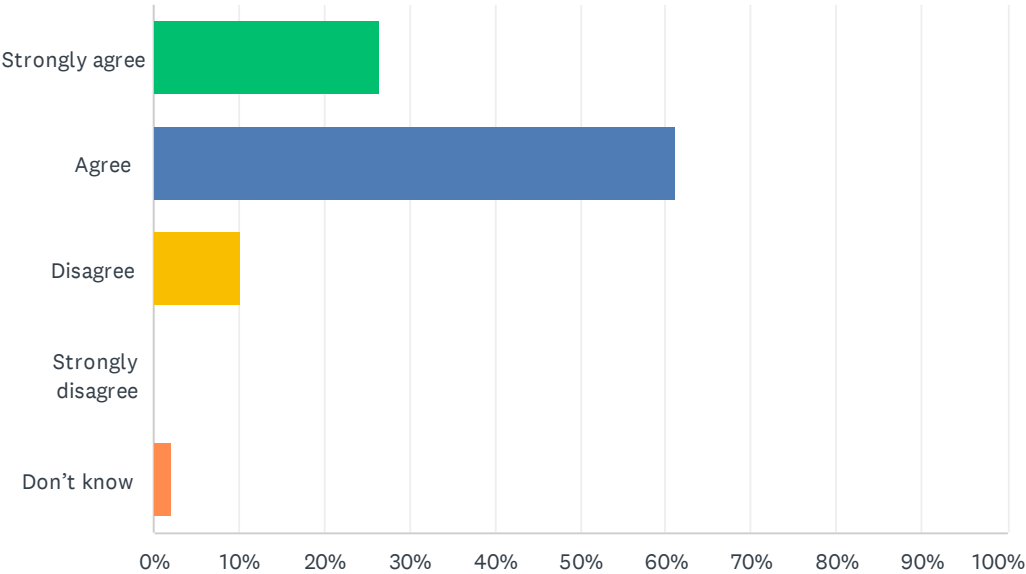
Answered: 7 Skipped: 50



ANSWER CHOICES	RESPONSES	
Strongly agree	57.14%	4
Agree	42.86%	3
Disagree	0.00%	0
Strongly disagree	0.00%	0
Don't know	0.00%	0
TOTAL		7

Q5 My child's individual needs are met.

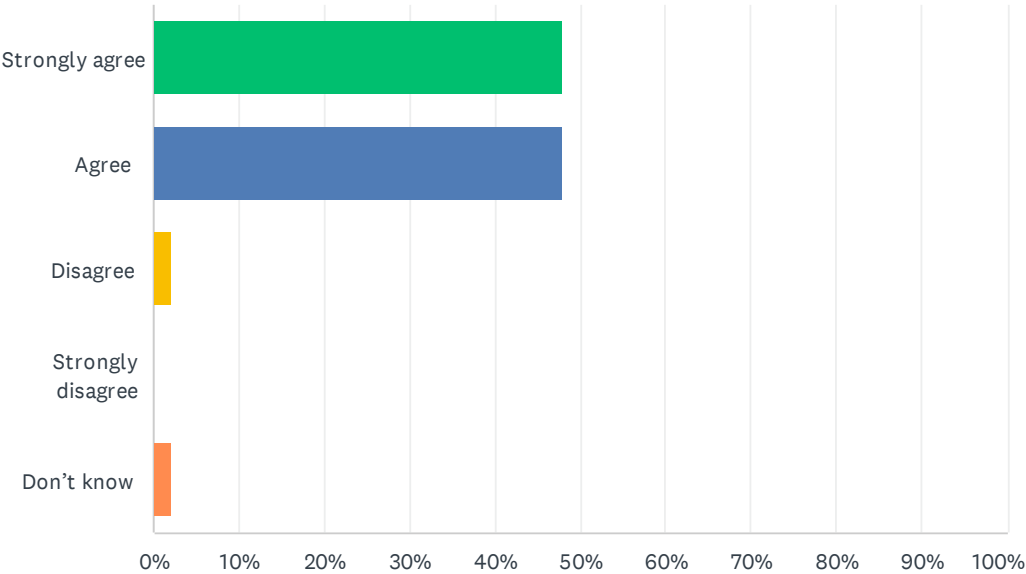
Answered: 49 Skipped: 8



ANSWER CHOICES	RESPONSES	
Strongly agree	26.53%	13
Agree	61.22%	30
Disagree	10.20%	5
Strongly disagree	0.00%	0
Don't know	2.04%	1
TOTAL		49

Q6 My child's encouraged to do their best.

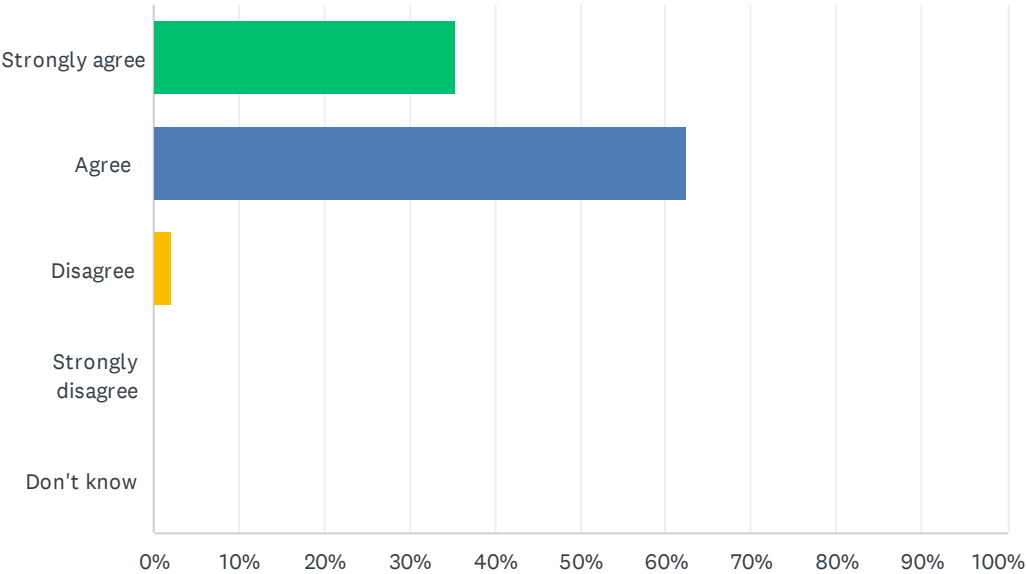
Answered: 48 Skipped: 9



ANSWER CHOICES	RESPONSES	
Strongly agree	47.92%	23
Agree	47.92%	23
Disagree	2.08%	1
Strongly disagree	0.00%	0
Don't know	2.08%	1
TOTAL		48

Q7 My child's demonstrating growth in literacy.

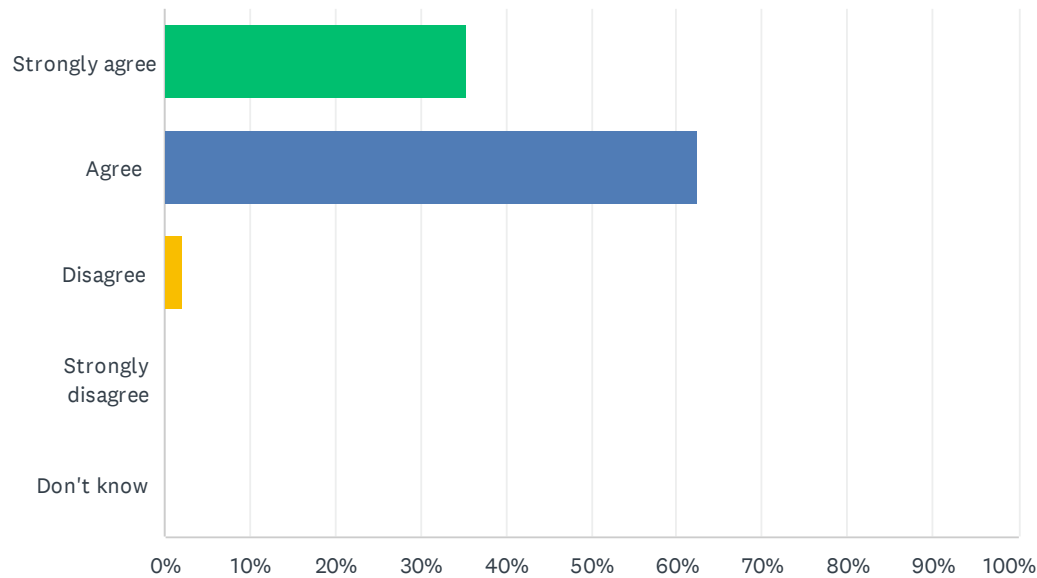
Answered: 48 Skipped: 9



ANSWER CHOICES	RESPONSES	
Strongly agree	35.42%	17
Agree	62.50%	30
Disagree	2.08%	1
Strongly disagree	0.00%	0
Don't know	0.00%	0
TOTAL		48

Q8 My child's demonstrating growth in numeracy.

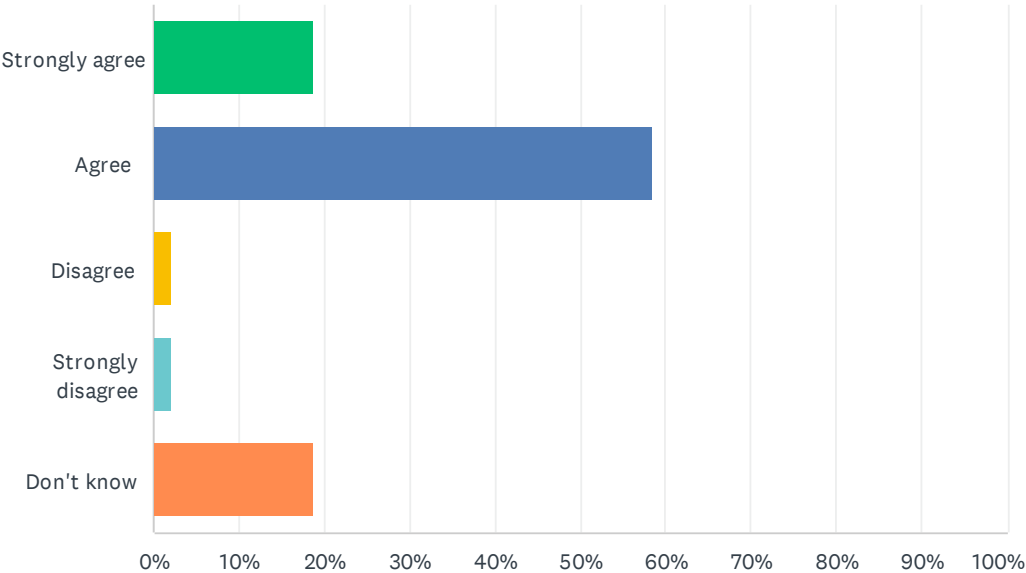
Answered: 48 Skipped: 9



ANSWER CHOICES	RESPONSES	
Strongly agree	35.42%	17
Agree	62.50%	30
Disagree	2.08%	1
Strongly disagree	0.00%	0
Don't know	0.00%	0
TOTAL		48

Q9 My child has an understanding of First Nations, Métis and Inuit culture and history.

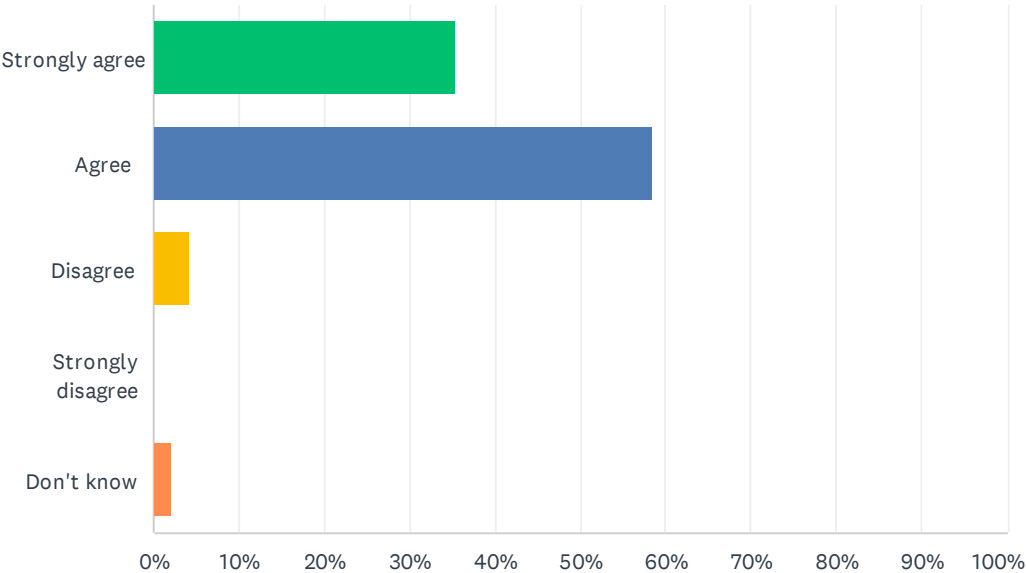
Answered: 48 Skipped: 9



ANSWER CHOICES	RESPONSES	
Strongly agree	18.75%	9
Agree	58.33%	28
Disagree	2.08%	1
Strongly disagree	2.08%	1
Don't know	18.75%	9
TOTAL		48

Q10 My child's learning the knowledge, skills and attitudes necessary to be successful in life.

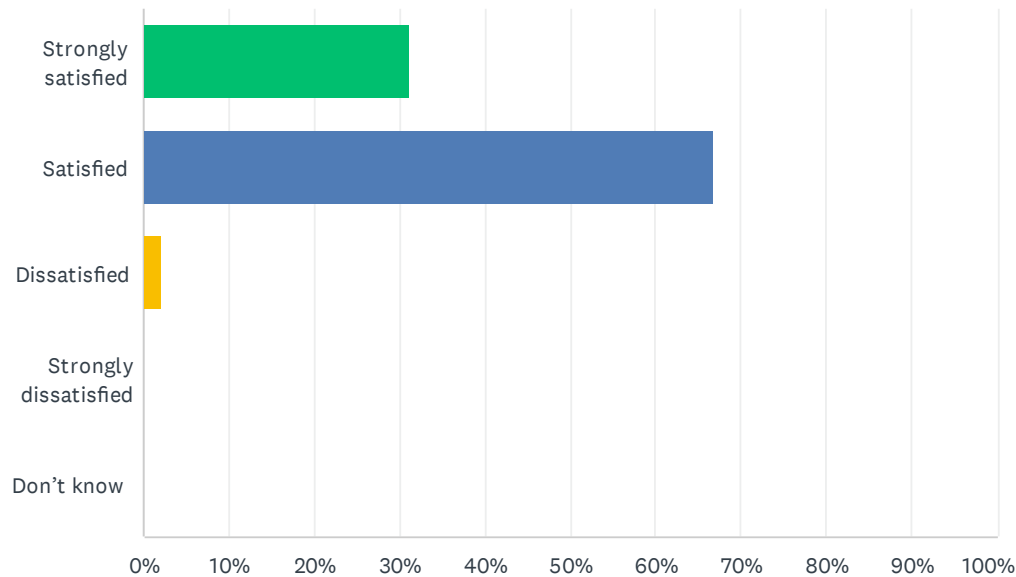
Answered: 48 Skipped: 9



ANSWER CHOICES	RESPONSES	
Strongly agree	35.42%	17
Agree	58.33%	28
Disagree	4.17%	2
Strongly disagree	0.00%	0
Don't know	2.08%	1
TOTAL		48

Q11 How satisfied are you with the quality of education your child's receiving at school?

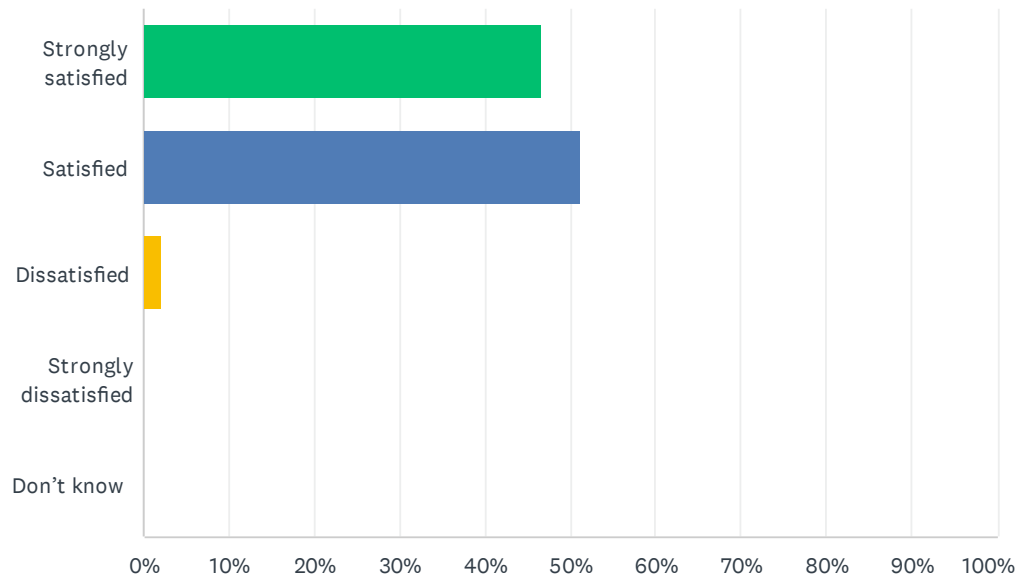
Answered: 45 Skipped: 12



ANSWER CHOICES	RESPONSES	
Strongly satisfied	31.11%	14
Satisfied	66.67%	30
Dissatisfied	2.22%	1
Strongly dissatisfied	0.00%	0
Don't know	0.00%	0
TOTAL		45

Q12 How satisfied are you with the quality of teaching at your child’s school?

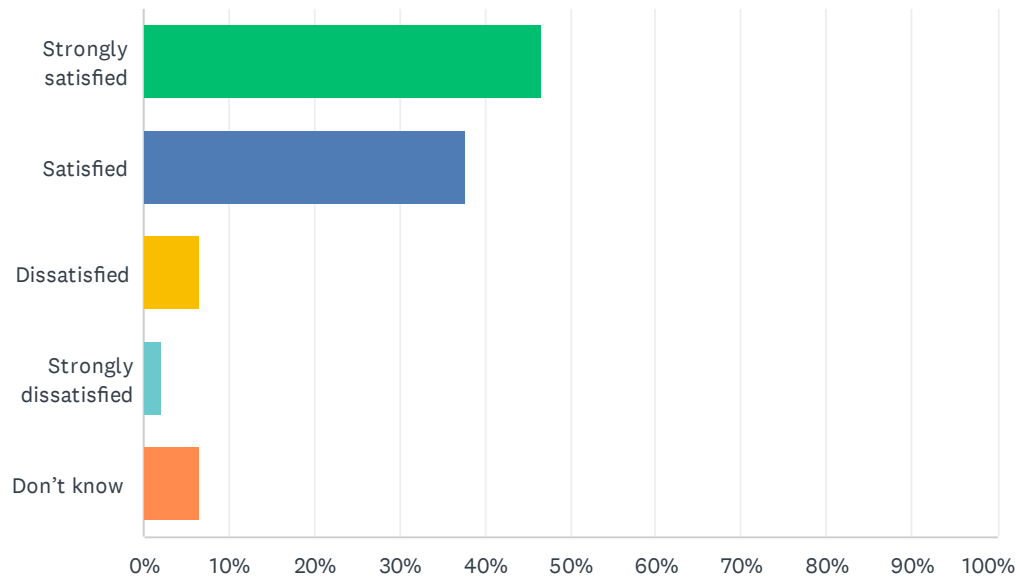
Answered: 45 Skipped: 12



ANSWER CHOICES	RESPONSES	
Strongly satisfied	46.67%	21
Satisfied	51.11%	23
Dissatisfied	2.22%	1
Strongly dissatisfied	0.00%	0
Don't know	0.00%	0
TOTAL		45

Q13 How satisfied are you with the leadership at your child's school?

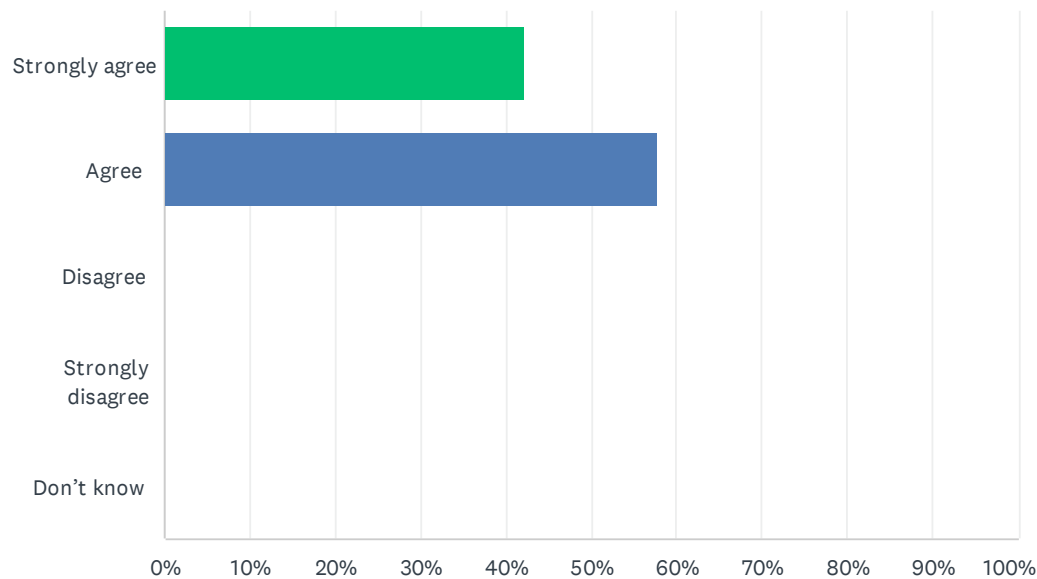
Answered: 45 Skipped: 12



ANSWER CHOICES	RESPONSES	
Strongly satisfied	46.67%	21
Satisfied	37.78%	17
Dissatisfied	6.67%	3
Strongly dissatisfied	2.22%	1
Don't know	6.67%	3
TOTAL		45

Q14 My child’s school encourages my child to be a responsible, respectful and engaged citizen.

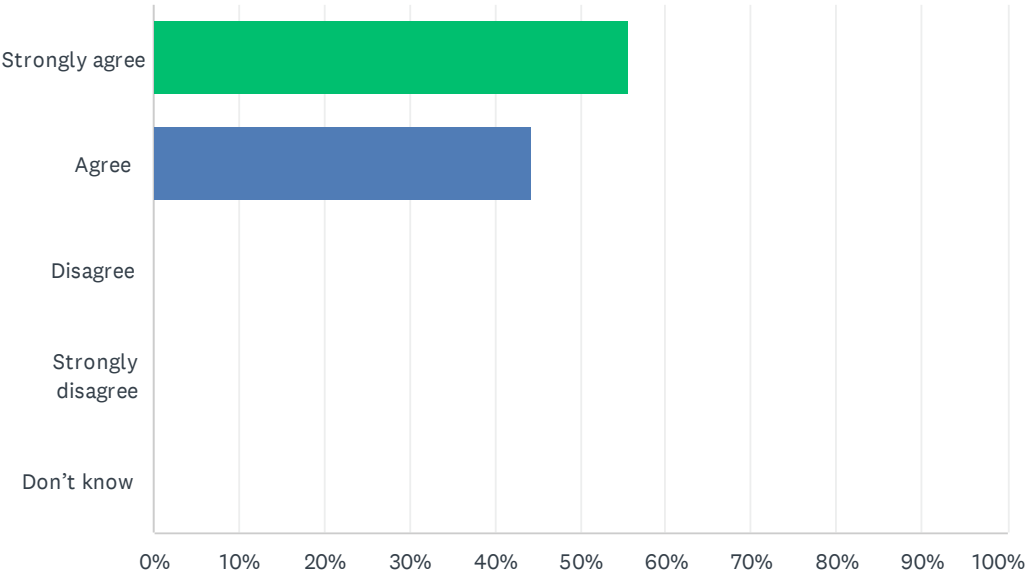
Answered: 45 Skipped: 12



ANSWER CHOICES	RESPONSES	
Strongly agree	42.22%	19
Agree	57.78%	26
Disagree	0.00%	0
Strongly disagree	0.00%	0
Don't know	0.00%	0
TOTAL		45

Q15 School staff care about my child.

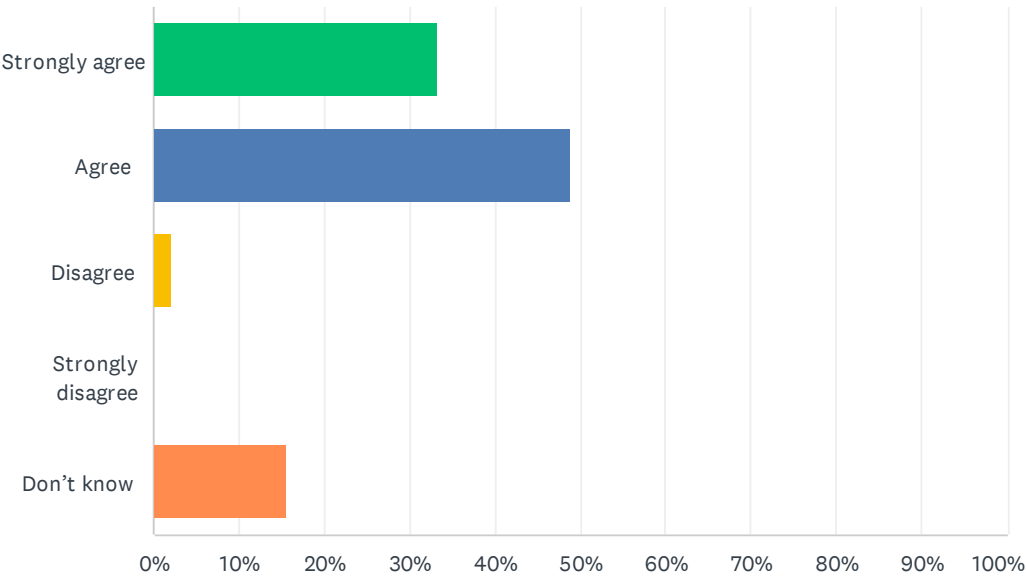
Answered: 45 Skipped: 12



ANSWER CHOICES		RESPONSES	
Strongly agree		55.56%	25
Agree		44.44%	20
Disagree		0.00%	0
Strongly disagree		0.00%	0
Don't know		0.00%	0
TOTAL			45

Q16 My child’s school handles discipline fairly and reasonably.

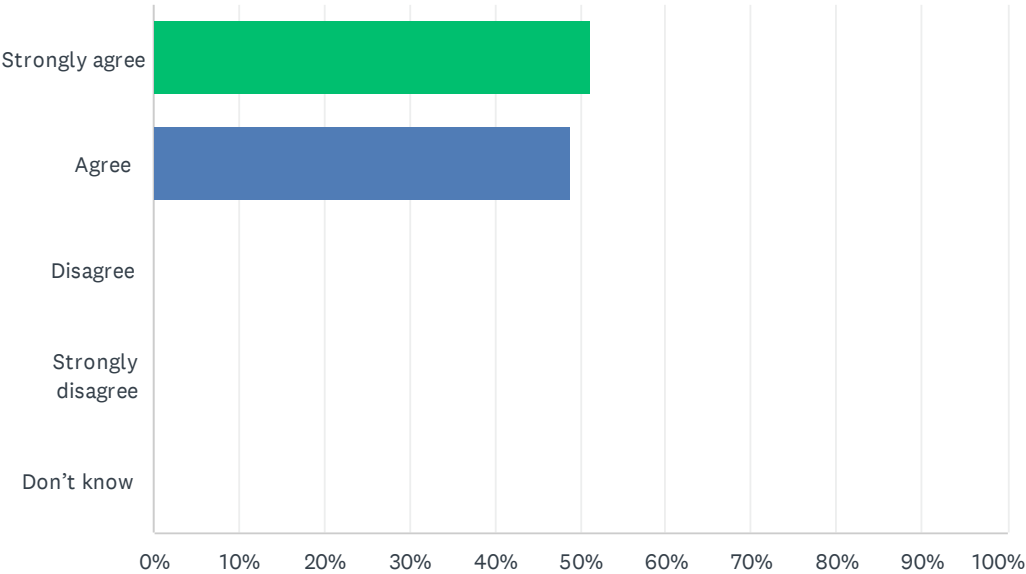
Answered: 45 Skipped: 12



ANSWER CHOICES		RESPONSES	
Strongly agree		33.33%	15
Agree		48.89%	22
Disagree		2.22%	1
Strongly disagree		0.00%	0
Don't know		15.56%	7
TOTAL			45

Q17 My child's school is safe.

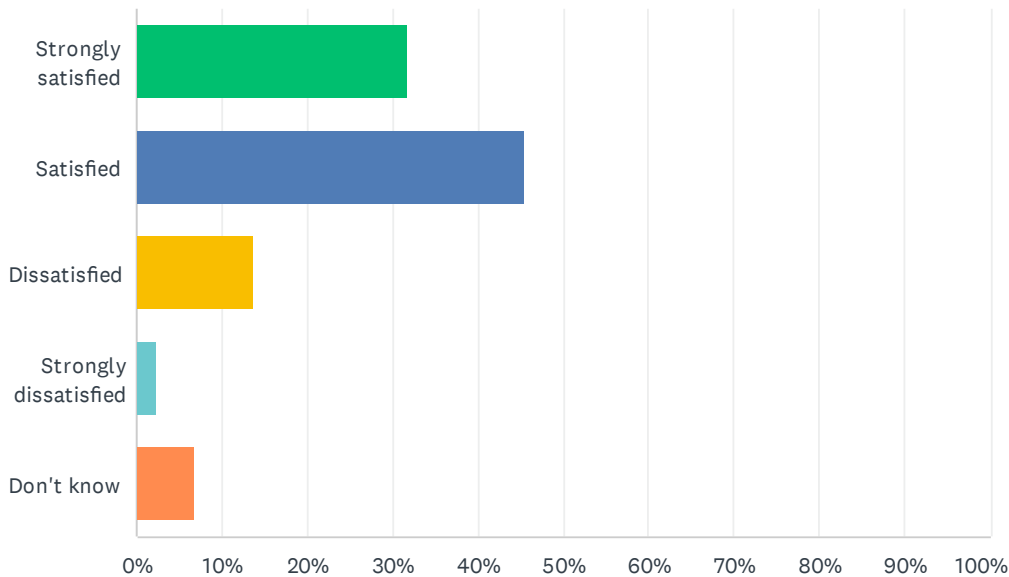
Answered: 45 Skipped: 12



ANSWER CHOICES	RESPONSES	
Strongly agree	51.11%	23
Agree	48.89%	22
Disagree	0.00%	0
Strongly disagree	0.00%	0
Don't know	0.00%	0
TOTAL		45

Q18 How satisfied are you with the resources available to support your child's learning?

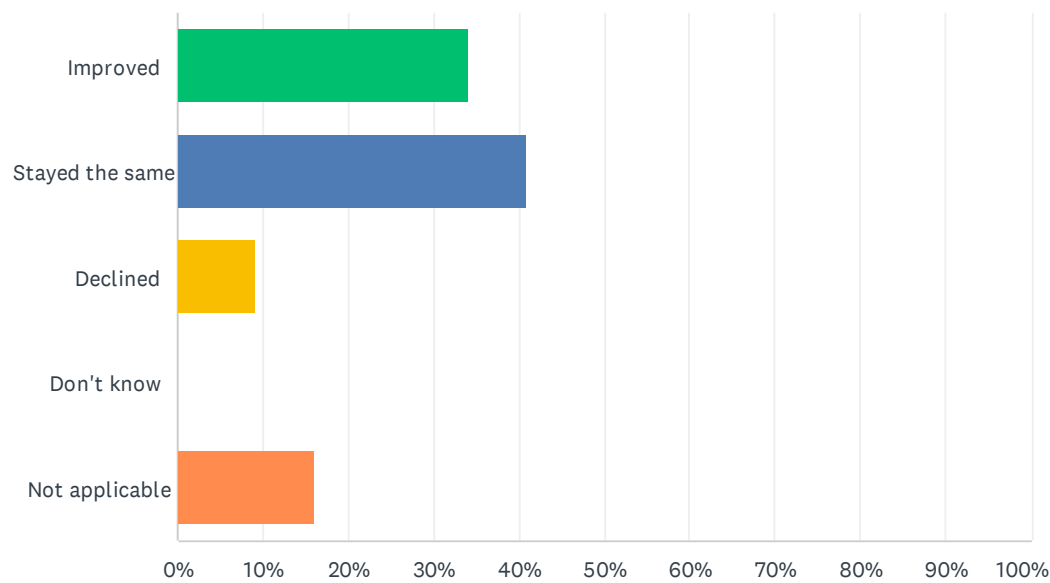
Answered: 44 Skipped: 13



ANSWER CHOICES	RESPONSES	
Strongly satisfied	31.82%	14
Satisfied	45.45%	20
Dissatisfied	13.64%	6
Strongly dissatisfied	2.27%	1
Don't know	6.82%	3
TOTAL		44

Q19 In your opinion, has the quality of education your child's experienced improved, stayed the same or declined in the past three years?

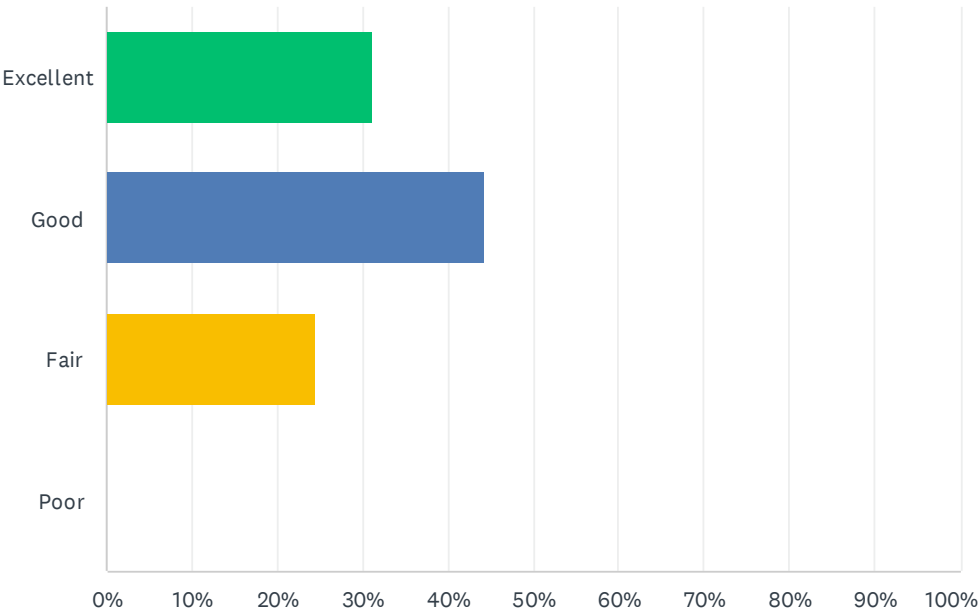
Answered: 44 Skipped: 13



ANSWER CHOICES	RESPONSES	
Improved	34.09%	15
Stayed the same	40.91%	18
Declined	9.09%	4
Don't know	0.00%	0
Not applicable	15.91%	7
TOTAL		44

Q20 How do you rate the physical condition of your child's school?

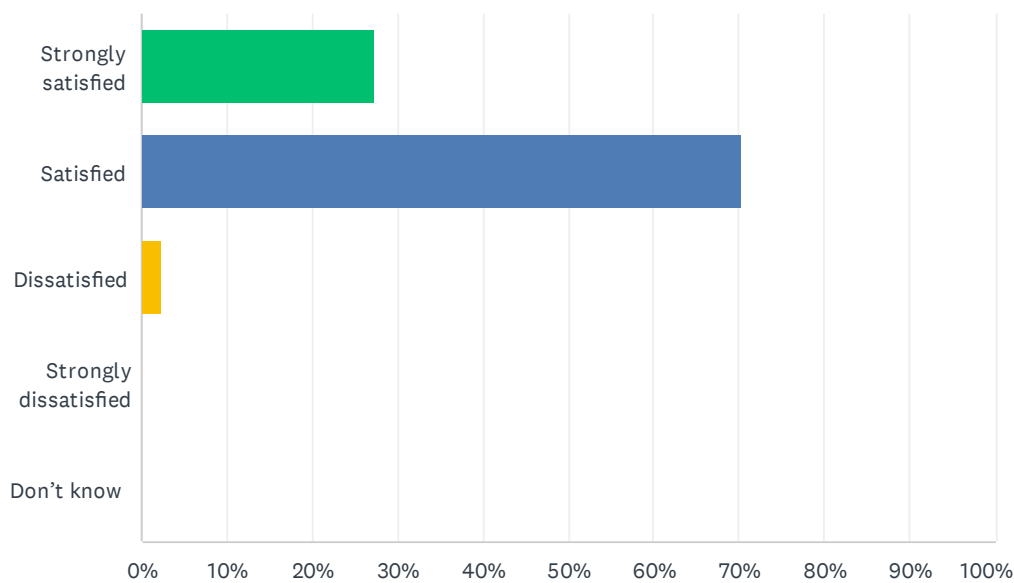
Answered: 45 Skipped: 12



ANSWER CHOICES	RESPONSES	
Excellent	31.11%	14
Good	44.44%	20
Fair	24.44%	11
Poor	0.00%	0
TOTAL		45

Q21 How satisfied are you with the opportunities provided to be involved in your child's education?Refer to the EIPS Parent Engagement overview for examples of involvement and engagement opportunities that help support student success.

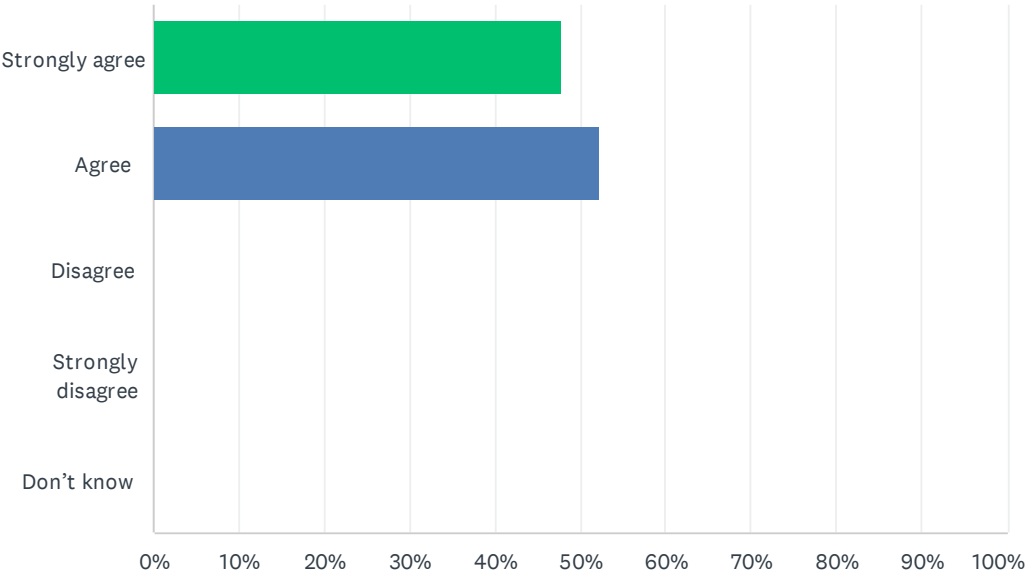
Answered: 44 Skipped: 13



ANSWER CHOICES	RESPONSES	
Strongly satisfied	27.27%	12
Satisfied	70.45%	31
Dissatisfied	2.27%	1
Strongly dissatisfied	0.00%	0
Don't know	0.00%	0
TOTAL		44

Q22 The school keeps me informed about my child's progress and achievement.

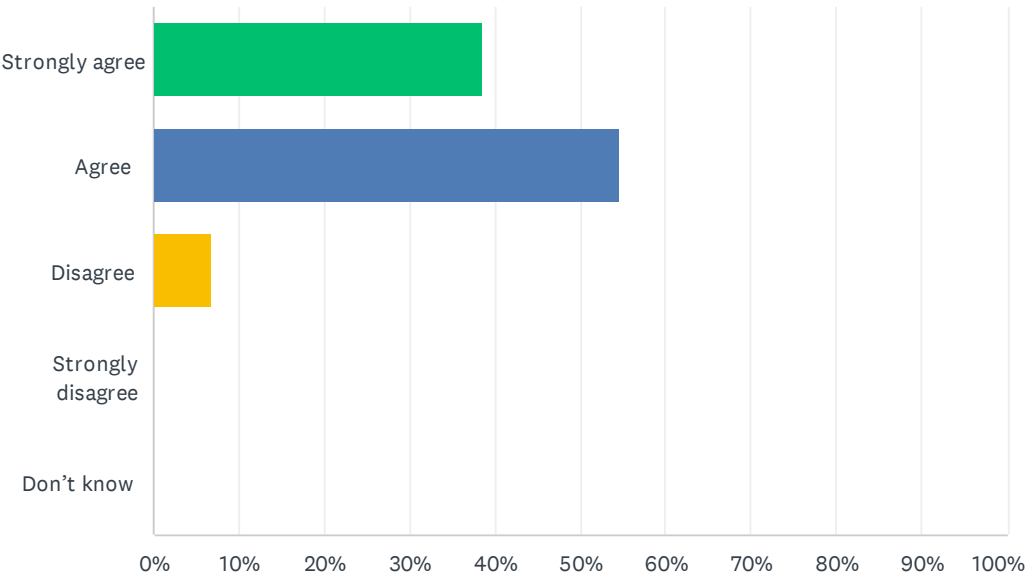
Answered: 44 Skipped: 13



ANSWER CHOICES	RESPONSES	
Strongly agree	47.73%	21
Agree	52.27%	23
Disagree	0.00%	0
Strongly disagree	0.00%	0
Don't know	0.00%	0
TOTAL		44

Q23 There is open and honest communication within my child's school.

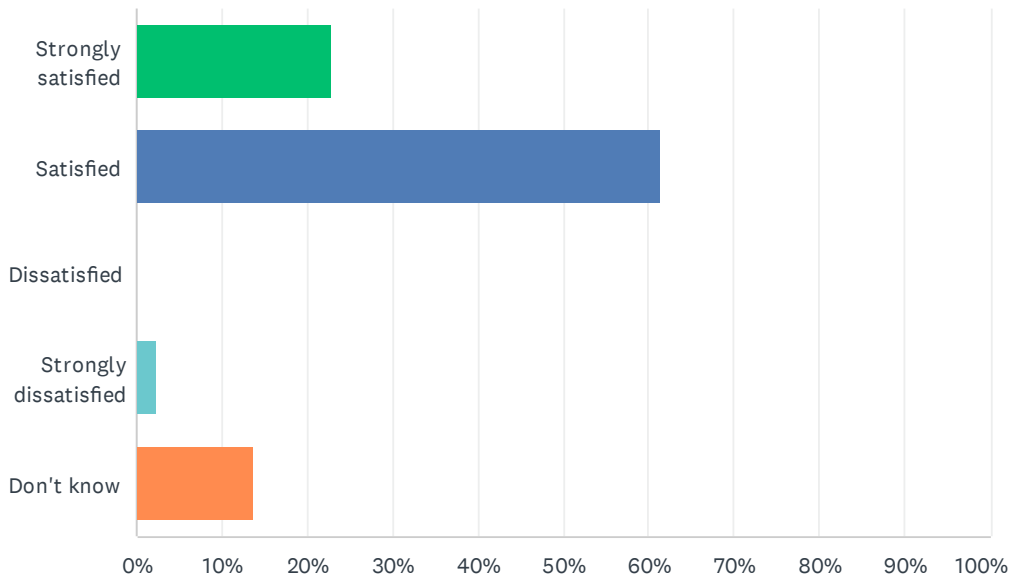
Answered: 44 Skipped: 13



ANSWER CHOICES	RESPONSES	
Strongly agree	38.64%	17
Agree	54.55%	24
Disagree	6.82%	3
Strongly disagree	0.00%	0
Don't know	0.00%	0
TOTAL		44

Q24 How satisfied are you with the Division’s commitment to engaging stakeholders—including parents and caregivers—about matters that affect decision-making and public education?Refer to the list of recent public engagement efforts throughout EIPS for examples of involvement and engagement opportunities.

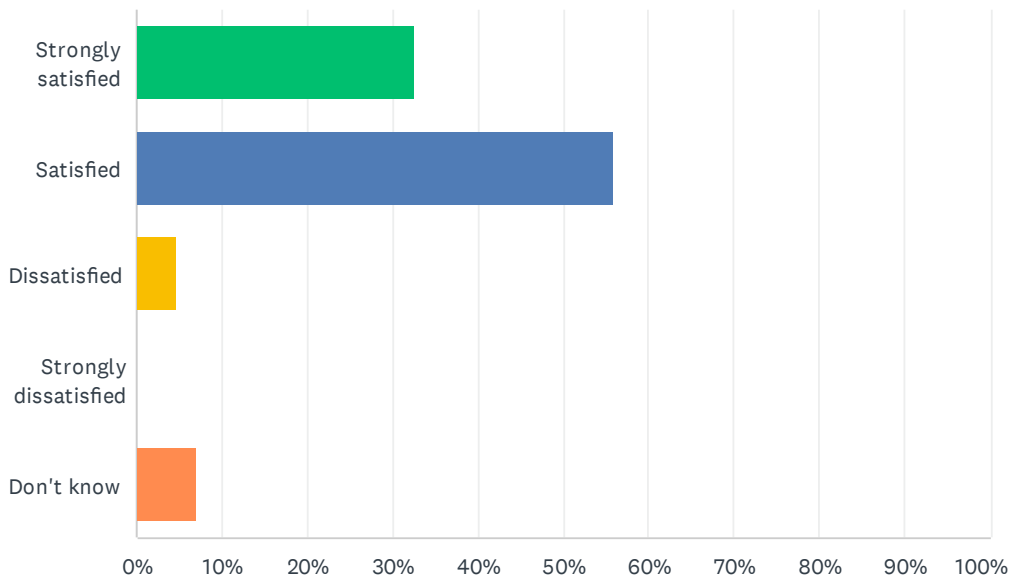
Answered: 44 Skipped: 13



ANSWER CHOICES	RESPONSES	
Strongly satisfied	22.73%	10
Satisfied	61.36%	27
Dissatisfied	0.00%	0
Strongly dissatisfied	2.27%	1
Don't know	13.64%	6
TOTAL		44

Q25 How satisfied are you with the Division’s commitment to advocating for public education?Refer to the Board Advocacy page for examples of ongoing advocacy work of the Board of Trustees.

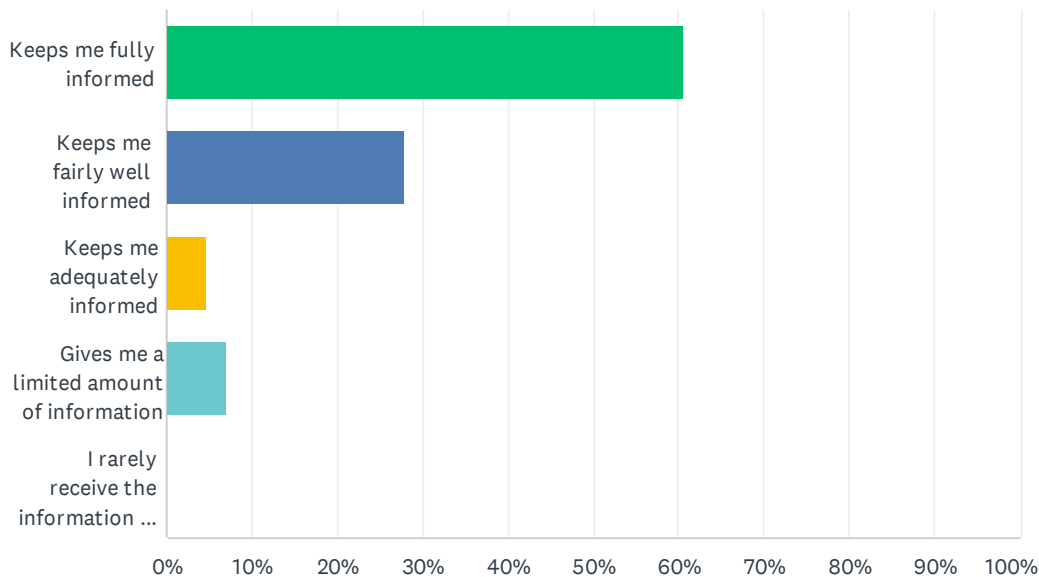
Answered: 43 Skipped: 14



ANSWER CHOICES	RESPONSES	
Strongly satisfied	32.56%	14
Satisfied	55.81%	24
Dissatisfied	4.65%	2
Strongly dissatisfied	0.00%	0
Don't know	6.98%	3
TOTAL		43

Q26 Elk Island Public Schools appreciates the opportunity to stay connected with parents and caregivers about news, activities, programs and other matters of importance. What is your impression of the communication you receive from your child's school?

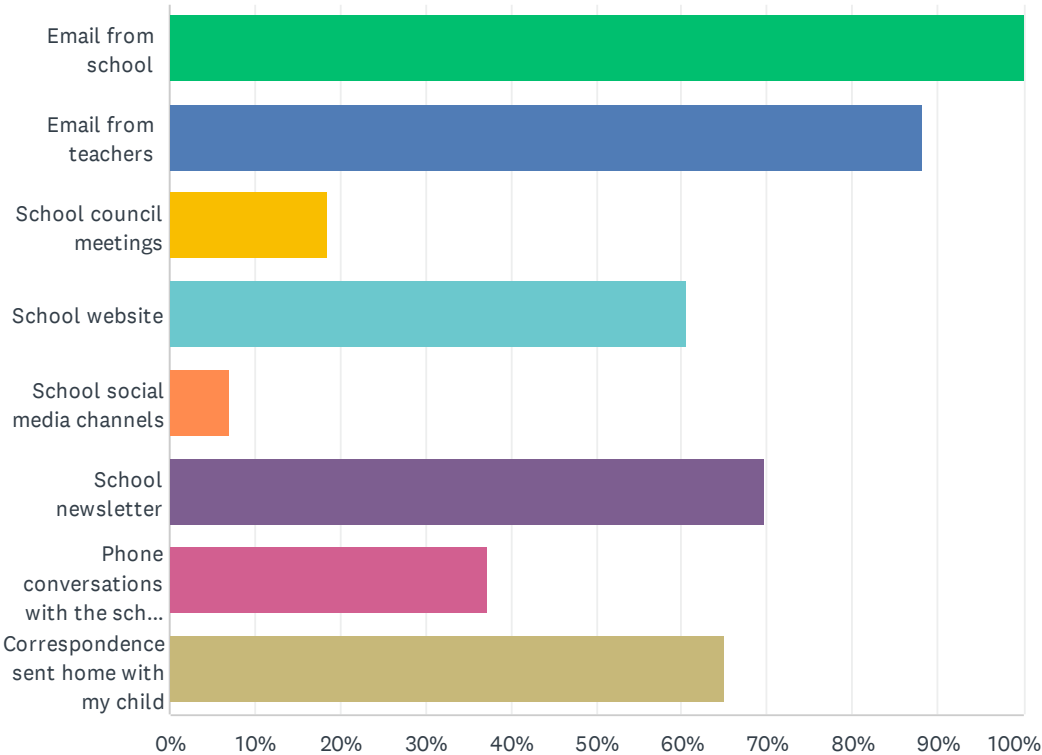
Answered: 43 Skipped: 14



ANSWER CHOICES	RESPONSES	
Keeps me fully informed	60.47%	26
Keeps me fairly well informed	27.91%	12
Keeps me adequately informed	4.65%	2
Gives me a limited amount of information	6.98%	3
I rarely receive the information I need	0.00%	0
TOTAL		43

Q27 Do you regularly make use of the following to keep up to date on school activities, programs, etc.? Check all that apply.

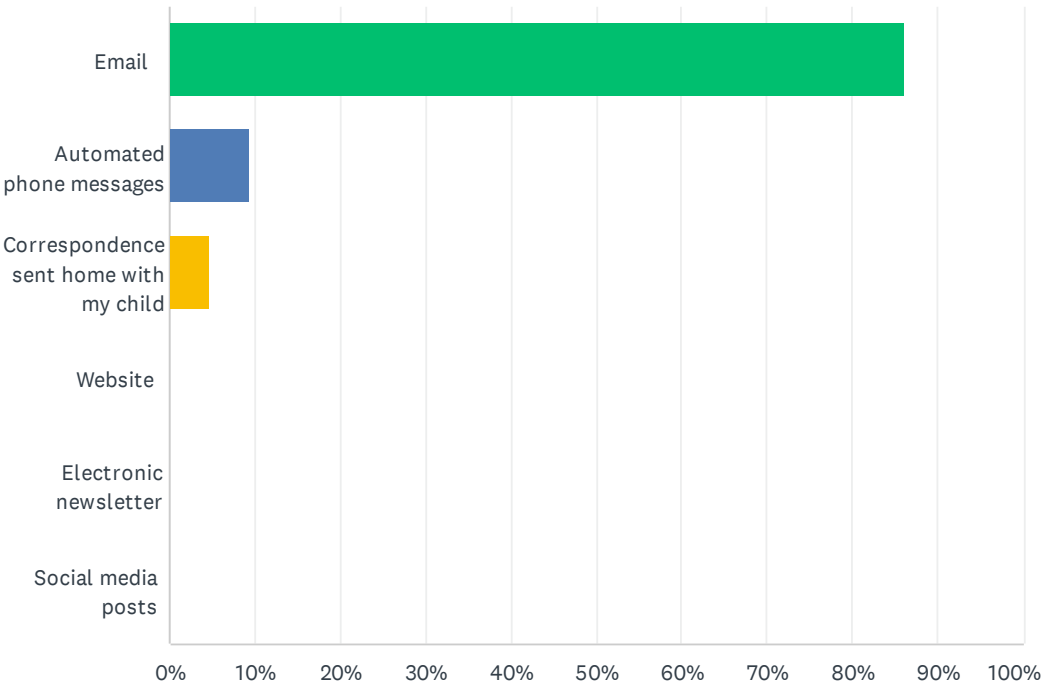
Answered: 43 Skipped: 14



ANSWER CHOICES	RESPONSES	
Email from school	100.00%	43
Email from teachers	88.37%	38
School council meetings	18.60%	8
School website	60.47%	26
School social media channels	6.98%	3
School newsletter	69.77%	30
Phone conversations with the school or teachers	37.21%	16
Correspondence sent home with my child	65.12%	28
Total Respondents: 43		

Q28 What is your most preferred method of communication from the school and Division?

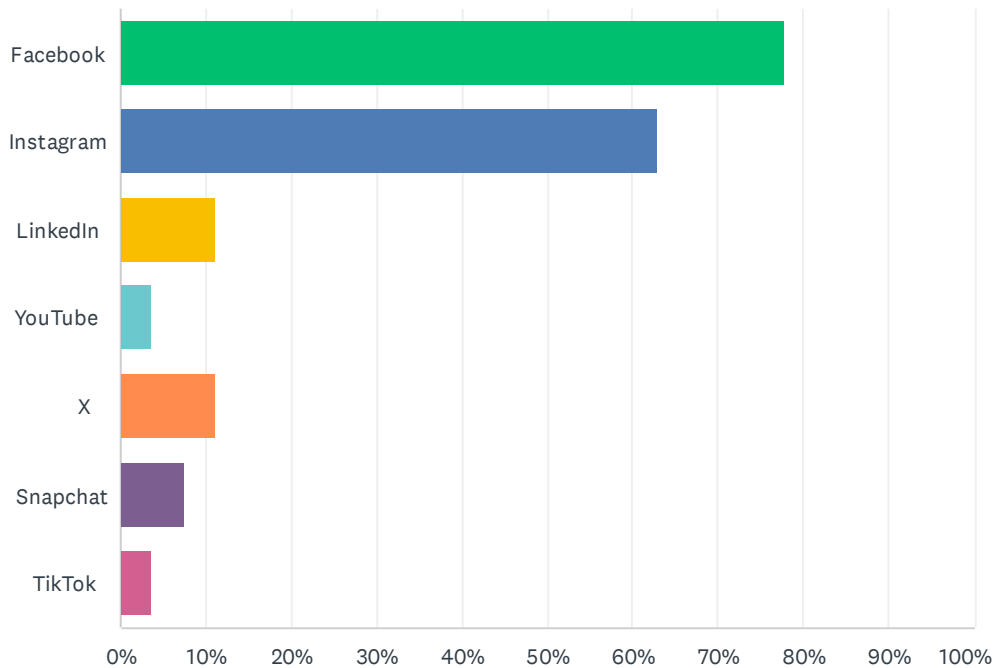
Answered: 43 Skipped: 14



ANSWER CHOICES	RESPONSES	
Email	86.05%	37
Automated phone messages	9.30%	4
Correspondence sent home with my child	4.65%	2
Website	0.00%	0
Electronic newsletter	0.00%	0
Social media posts	0.00%	0
TOTAL		43

Q29 The Division and schools often share news and information on social media. Which of the following platforms do you use? Check all that apply.

Answered: 27 Skipped: 30



ANSWER CHOICES	RESPONSES	
Facebook	77.78%	21
Instagram	62.96%	17
LinkedIn	11.11%	3
YouTube	3.70%	1
X	11.11%	3
Snapchat	7.41%	2
TikTok	3.70%	1
Total Respondents: 27		