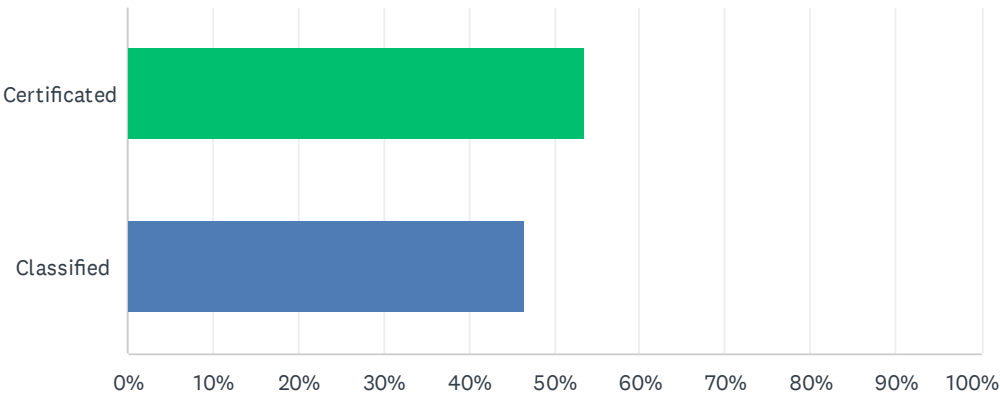


Q1 Your responses are completely confidential but to assist in the analysis of the information, certain demographic information is required. Please identify your employee group:

Answered: 28 Skipped: 0



ANSWER CHOICES	RESPONSES	
Certificated	53.57%	15
Classified	46.43%	13
TOTAL		28

Q2 Please identify your site: Principals, directors and Executive Team:
Select “Leadership” at the top of the list rather than your specific school or department. Assistant principals and assistant directors: Select your specific school or department.

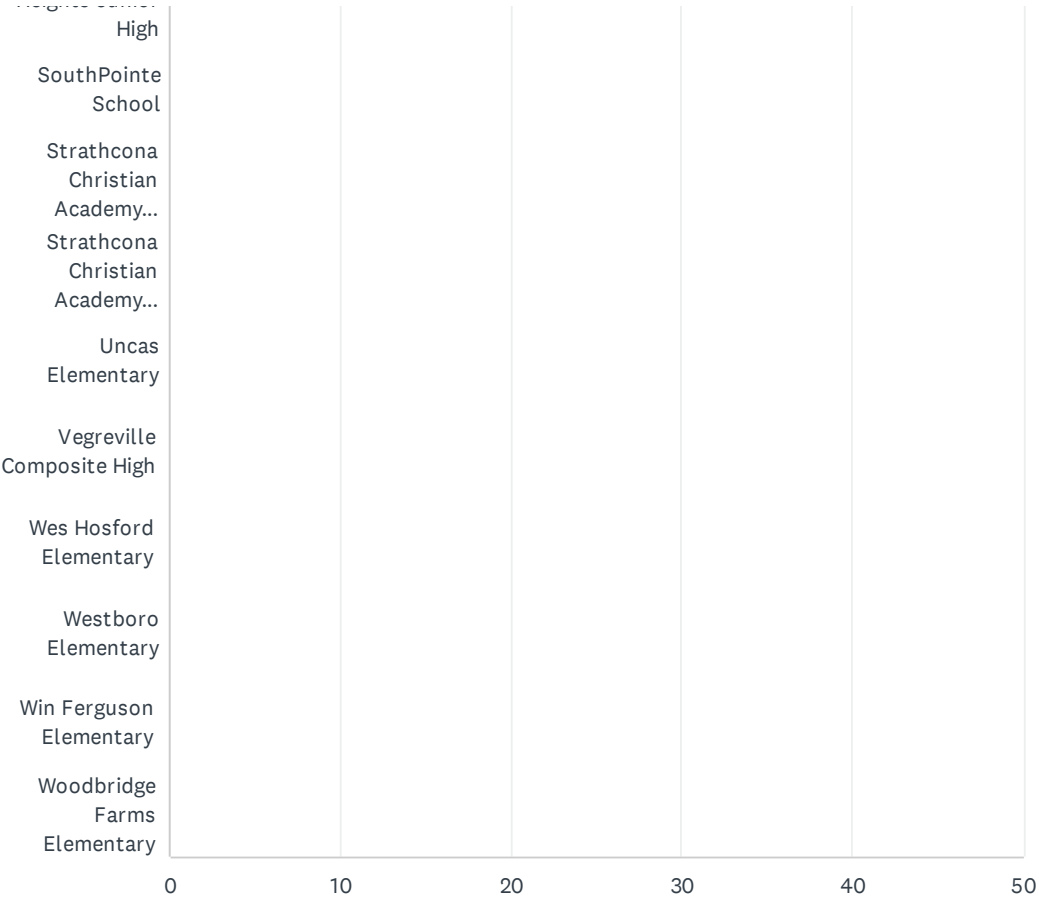
Answered: 28 Skipped: 0

Leadership					
A.L. Horton Elementary					
Ardrossan Elementary					
Ardrossan Junior Senior High					
Bev Facey Community High					
Brentwood Elementary					
Bruderheim School					
École Campbelltown					
Clover Bar Junior High					
Central Services – Communicatio...					
Central Services – Financial...					
Central Services – Facility...					
Central Services – Human Resources					
Central Services – Supports for...					
Central Services – Information...					
Central Services – Student...					
Davidson Creek Elementary					

2024-25 EIPS Annual Staff Engagement Survey

Fort Saskatchewan Christian					
Fort Saskatchewan Elementary					
Fort Saskatchewan High					
F.R. Haythorne Junior High					
Fultonvale Elementary Junior High					
Glen Allan Elementary					
Heritage Hills Elementary					
James Mowat Elementary					
Lakeland Ridge					
Lamont Elementary					
Lamont High					
Mills Haven Elementary					
Mundare School					
Next Step Fort Saskatchewan					
Next Step Sherwood Park					
Next Step Vegreville					
École Parc Élémentaire					
Pine Street Elementary					
Rudolph Hennig Junior High					
Salisbury Composite High					
Sherwood Heights Junior					

2024-25 EIPS Annual Staff Engagement Survey



2024-25 EIPS Annual Staff Engagement Survey

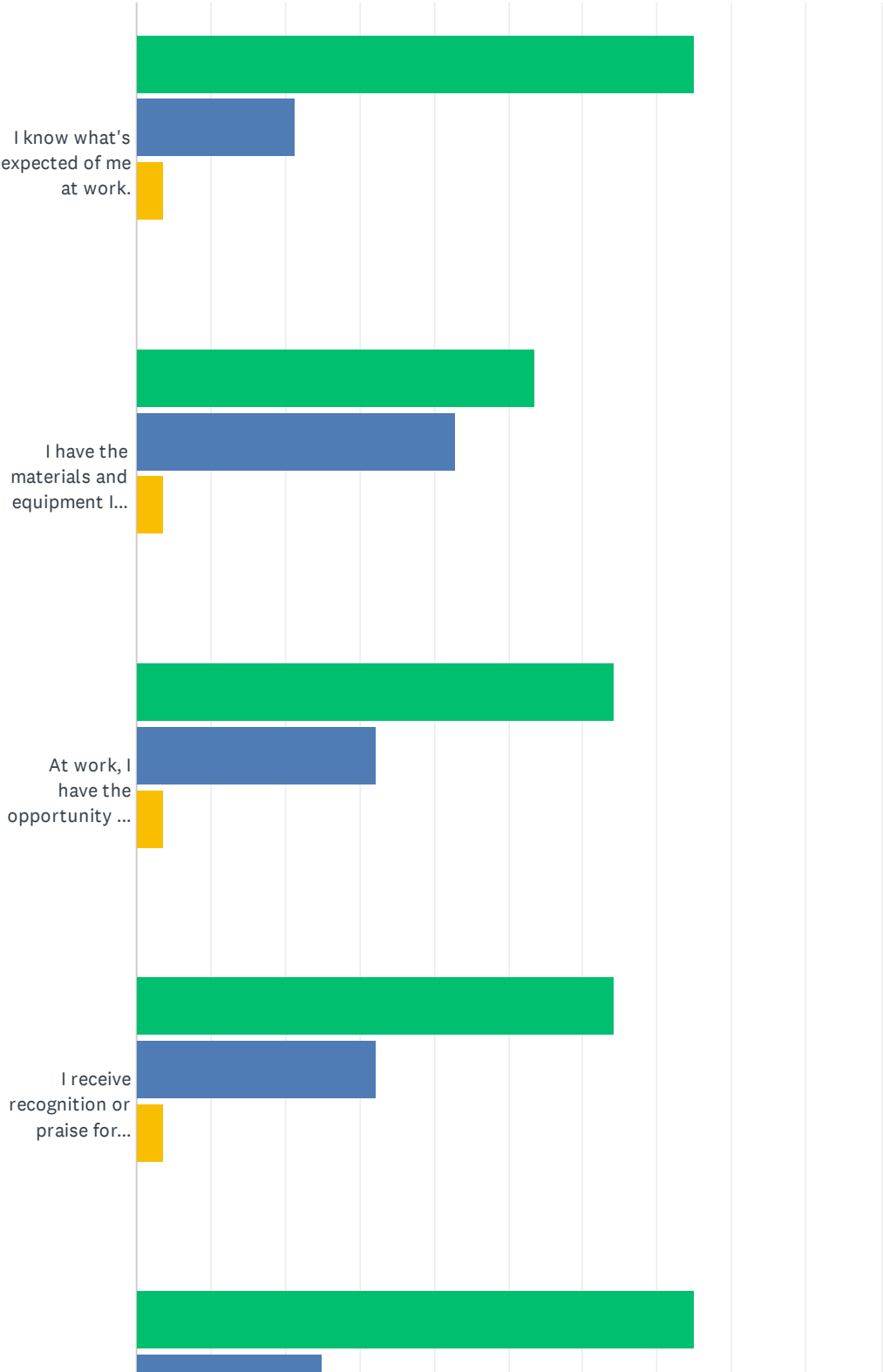
ANSWER CHOICES	RESPONSES	
Leadership	0.00%	0
A.L. Horton Elementary	0.00%	0
Ardrossan Elementary	0.00%	0
Ardrossan Junior Senior High	0.00%	0
Bev Facey Community High	0.00%	0
Brentwood Elementary	0.00%	0
Bruderheim School	0.00%	0
École Campbelltown	0.00%	0
Clover Bar Junior High	0.00%	0
Central Services – Communication Services	0.00%	0
Central Services – Financial Services	0.00%	0
Central Services – Facility Services	0.00%	0
Central Services – Human Resources	0.00%	0
Central Services – Supports for Students	0.00%	0
Central Services – Information Technologies	0.00%	0
Central Services – Student Transportation	0.00%	0
Davidson Creek Elementary	0.00%	0
Fort Saskatchewan Christian	0.00%	0
Fort Saskatchewan Elementary	0.00%	0
Fort Saskatchewan High	0.00%	0
F.R. Haythorne Junior High	0.00%	0
Fultonvale Elementary Junior High	0.00%	0
Glen Allan Elementary	0.00%	0
Heritage Hills Elementary	0.00%	0
James Mowat Elementary	0.00%	0
Lakeland Ridge	0.00%	0
Lamont Elementary	0.00%	0
Lamont High	0.00%	0
Mills Haven Elementary	0.00%	0
Mundare School	0.00%	0
Next Step Fort Saskatchewan	0.00%	0
Next Step Sherwood Park	0.00%	0

2024-25 EIPS Annual Staff Engagement Survey

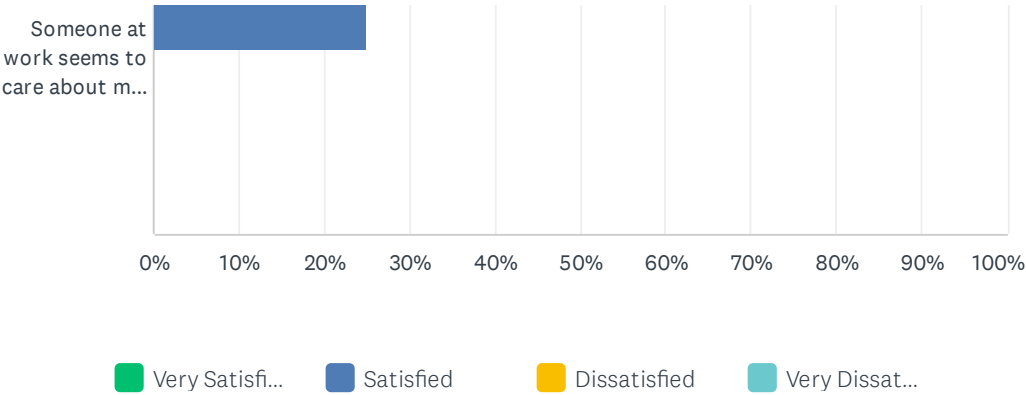
Next Step Vegreville	0.00%	0
École Parc Élémentaire	0.00%	0
Pine Street Elementary	100.00%	28
Rudolph Hennig Junior High	0.00%	0
Salisbury Composite High	0.00%	0
Sherwood Heights Junior High	0.00%	0
SouthPointe School	0.00%	0
Strathcona Christian Academy Elementary	0.00%	0
Strathcona Christian Academy Secondary	0.00%	0
Uncas Elementary	0.00%	0
Vegreville Composite High	0.00%	0
Wes Hosford Elementary	0.00%	0
Westboro Elementary	0.00%	0
Win Ferguson Elementary	0.00%	0
Woodbridge Farms Elementary	0.00%	0
TOTAL		28

Q3 Using the following four descriptors—very satisfied, satisfied, dissatisfied and very dissatisfied—provide your responses to the following questions:

Answered: 28 Skipped: 0



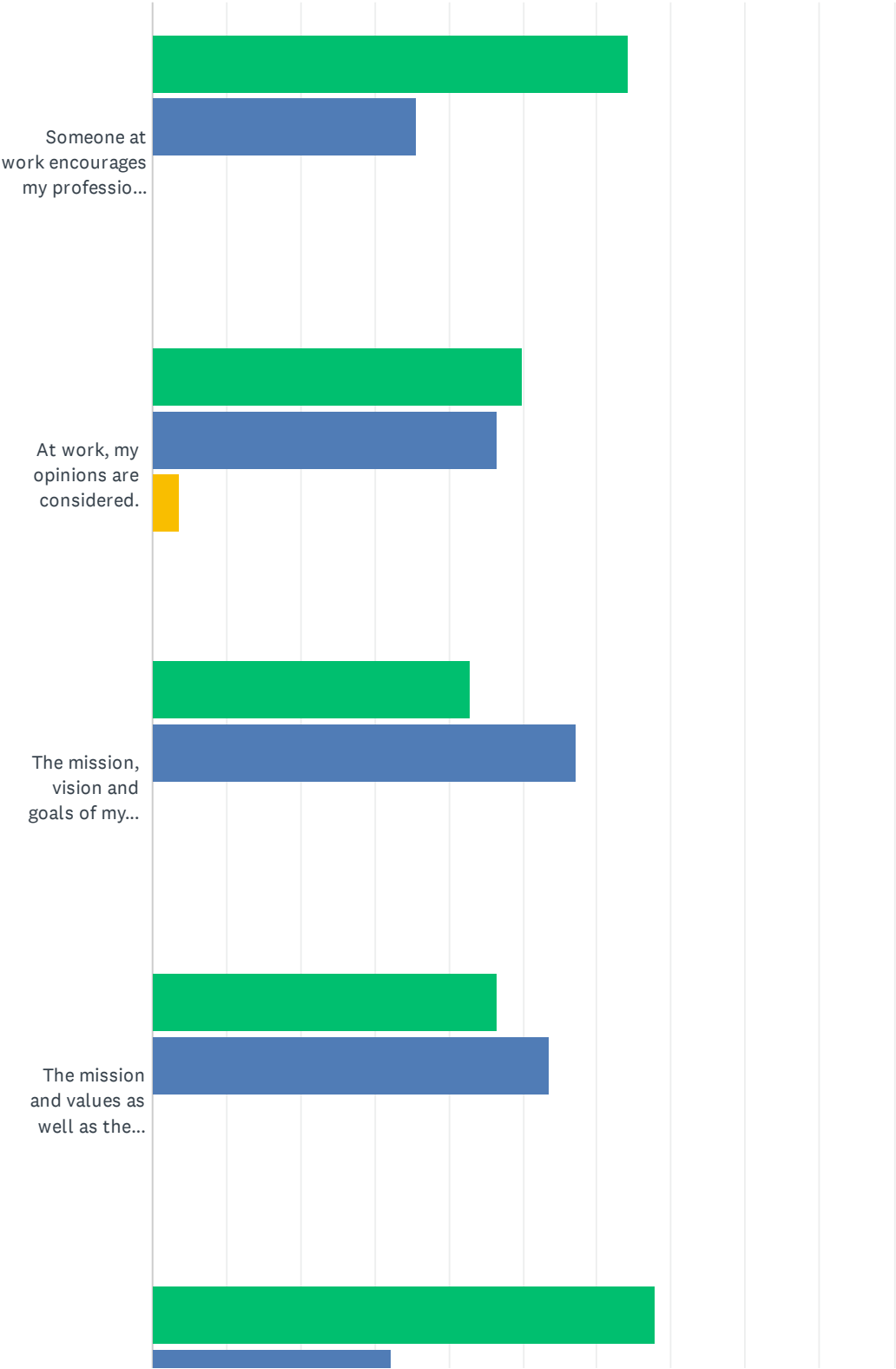
2024-25 EIPS Annual Staff Engagement Survey



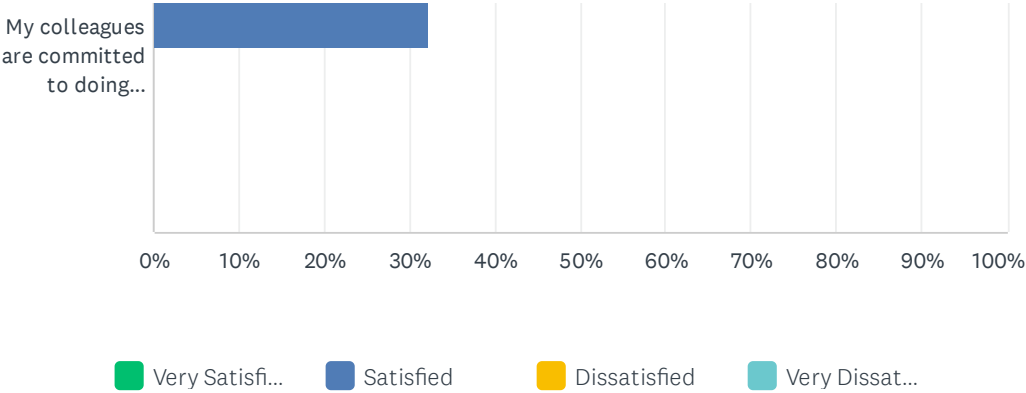
	VERY SATISFIED	SATISFIED	DISSATISFIED	VERY DISSATISFIED	TOTAL
I know what's expected of me at work.	75.00% 21	21.43% 6	3.57% 1	0.00% 0	28
I have the materials and equipment I need to do my work.	53.57% 15	42.86% 12	3.57% 1	0.00% 0	28
At work, I have the opportunity to do what I do best every day.	64.29% 18	32.14% 9	3.57% 1	0.00% 0	28
I receive recognition or praise for doing good work.	64.29% 18	32.14% 9	3.57% 1	0.00% 0	28
Someone at work seems to care about me as a person.	75.00% 21	25.00% 7	0.00% 0	0.00% 0	28

Q4 Using the following four descriptors—very satisfied, satisfied, dissatisfied and very dissatisfied—provide your responses to the following questions:

Answered: 28 Skipped: 0



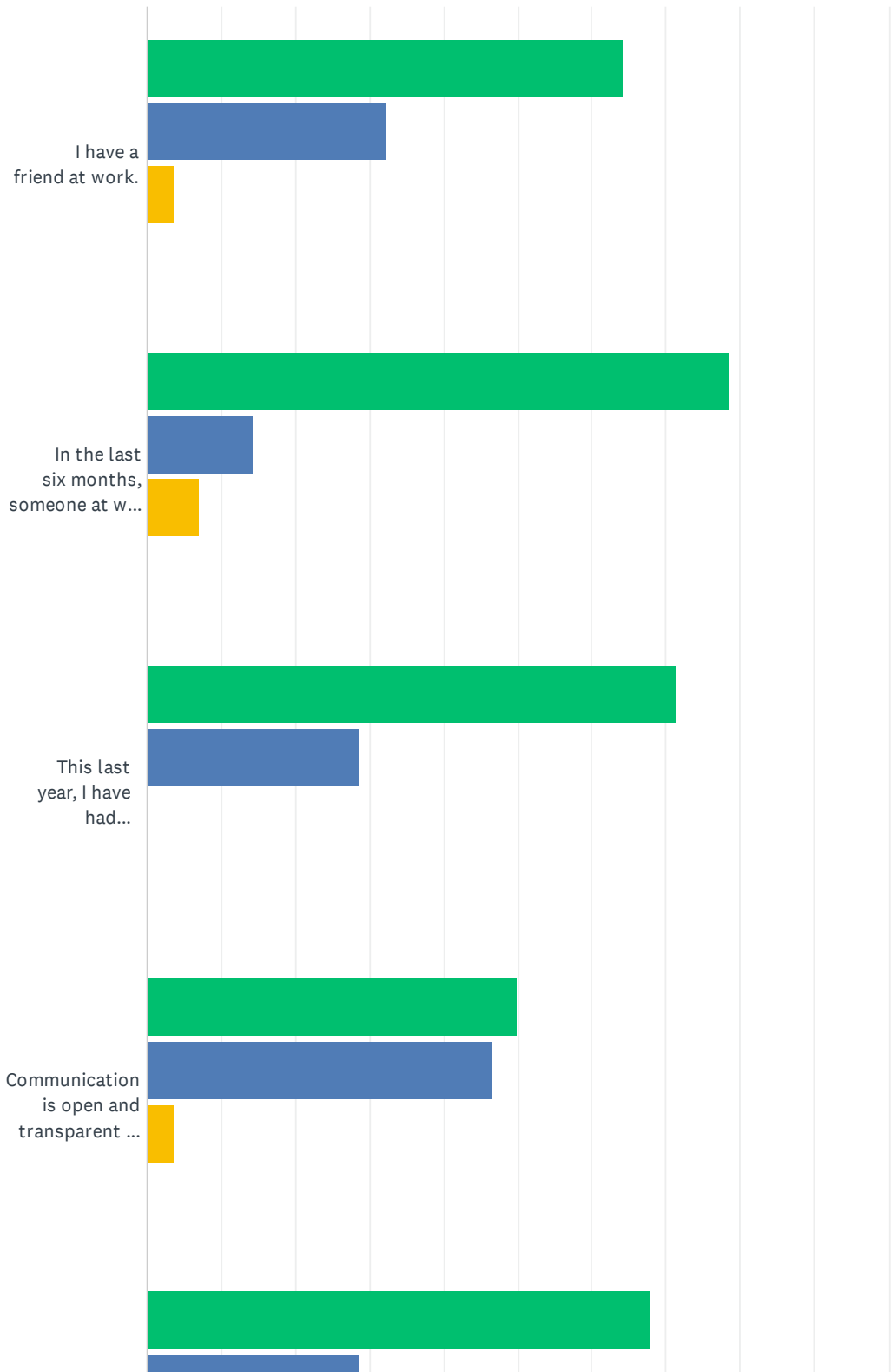
2024-25 EIPS Annual Staff Engagement Survey



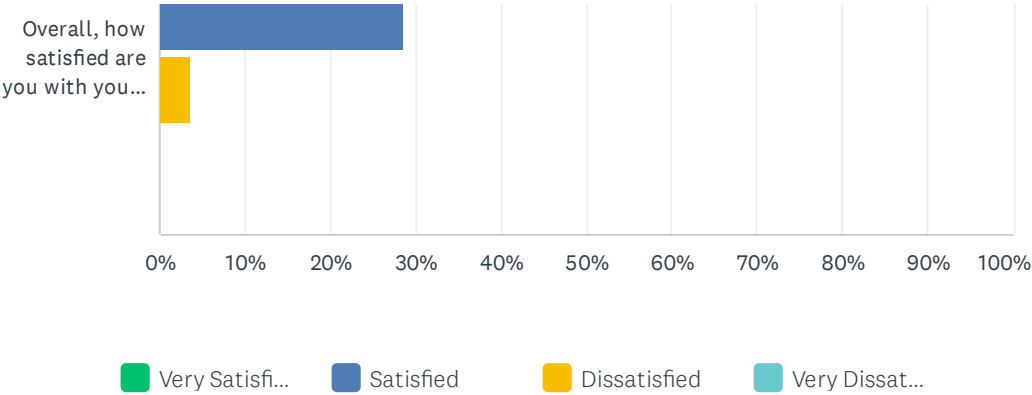
	VERY SATISFIED	SATISFIED	DISSATISFIED	VERY DISSATISFIED	TOTAL
Someone at work encourages my professional development.	64.29% 18	35.71% 10	0.00% 0	0.00% 0	28
At work, my opinions are considered.	50.00% 14	46.43% 13	3.57% 1	0.00% 0	28
The mission, vision and goals of my school or department make me feel my job is important.	42.86% 12	57.14% 16	0.00% 0	0.00% 0	28
The mission and values as well as the priorities and goals of Elk Island Public Schools make me feel my job is important.	46.43% 13	53.57% 15	0.00% 0	0.00% 0	28
My colleagues are committed to doing quality work.	67.86% 19	32.14% 9	0.00% 0	0.00% 0	28

Q5 Using the following four descriptors—very satisfied, satisfied, dissatisfied and very dissatisfied—provide your responses to the following questions:

Answered: 28 Skipped: 0



2024-25 EIPS Annual Staff Engagement Survey



	VERY SATISFIED	SATISFIED	DISSATISFIED	VERY DISSATISFIED	TOTAL
I have a friend at work.	64.29% 18	32.14% 9	3.57% 1	0.00% 0	28
In the last six months, someone at work has talked to me about my progress.	78.57% 22	14.29% 4	7.14% 2	0.00% 0	28
This last year, I have had opportunities at work to learn and grow.	71.43% 20	28.57% 8	0.00% 0	0.00% 0	28
Communication is open and transparent in my school or department.	50.00% 14	46.43% 13	3.57% 1	0.00% 0	28
Overall, how satisfied are you with your school or department as a place to work?	67.86% 19	28.57% 8	3.57% 1	0.00% 0	28