

Q1 Please identify your site:

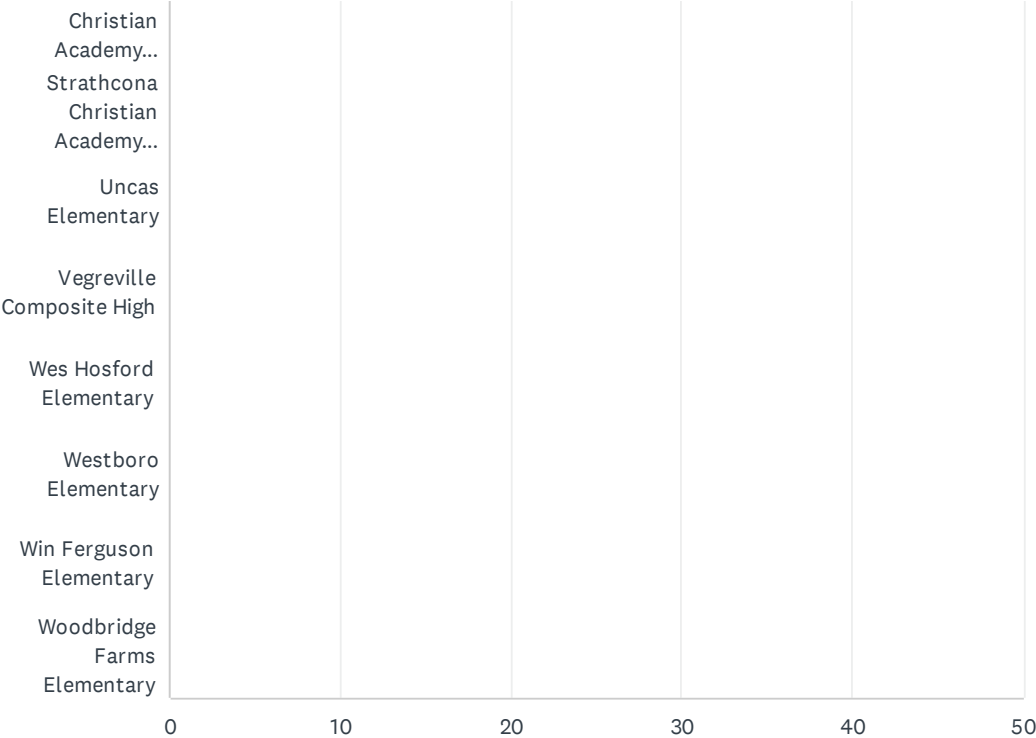
Answered: 32 Skipped: 0

A.L. Horton Elementary					
Ardrossan Elementary					
Ardrossan Junior Senior High					
Bev Facey Community High					
Brentwood Elementary					
Bruderheim School					
Clover Bar Junior High					
Central Services – Communicatio...					
Central Services – Education...					
Central Services – Facility...					
Central Services – Financial...					
Central Services – Human Resources					
Central Services – Supports for...					
Central Services – Information...					
Central Services – Student...					
Davidson Creek Elementary					
École Campbelltown					
École Parc Élémentaire					
F.R. Haythorne					

2024-25 EIPS Annual Feedback Survey: For Staff

Junior High					
Fort Saskatchewan Christian					
Fort Saskatchewan Elementary					
Fort Saskatchewan High					
Fultonvale Elementary Junior High					
Glen Allan Elementary					
Heritage Hills Elementary					
James Mowat Elementary					
Lakeland Ridge					
Lamont Elementary					
Lamont High					
Mills Haven Elementary					
Mundare School					
Next Step Fort Saskatchewan					
Next Step Sherwood Park					
Next Step Vegreville					
Pine Street Elementary					
Rudolph Hennig Junior High					
Salisbury Composite High					
Sherwood Heights Junior High					
SouthPointe School					
Strathcona					

2024-25 EIPS Annual Feedback Survey: For Staff



2024-25 EIPS Annual Feedback Survey: For Staff

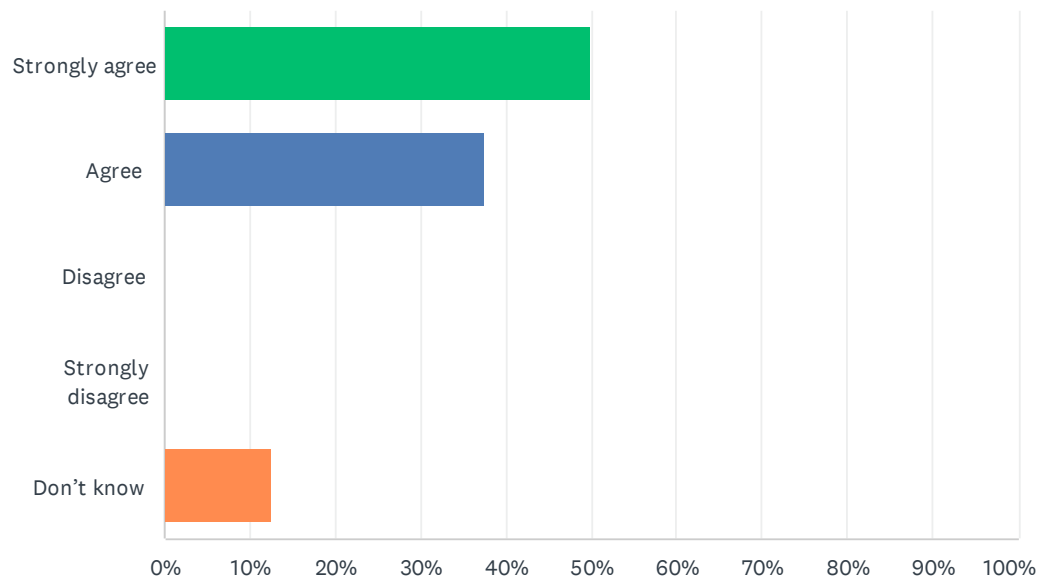
ANSWER CHOICES	RESPONSES	
A.L. Horton Elementary	0.00%	0
Ardrossan Elementary	0.00%	0
Ardrossan Junior Senior High	0.00%	0
Bev Facey Community High	0.00%	0
Brentwood Elementary	0.00%	0
Bruderheim School	0.00%	0
Clover Bar Junior High	0.00%	0
Central Services – Communication Services	0.00%	0
Central Services - Education Executive	0.00%	0
Central Services – Facility Services	0.00%	0
Central Services – Financial Services	0.00%	0
Central Services – Human Resources	0.00%	0
Central Services – Supports for Students	0.00%	0
Central Services – Information Technologies	0.00%	0
Central Services – Student Transportation	0.00%	0
Davidson Creek Elementary	0.00%	0
École Campbelltown	0.00%	0
École Parc Élémentaire	0.00%	0
F.R. Haythorne Junior High	0.00%	0
Fort Saskatchewan Christian	0.00%	0
Fort Saskatchewan Elementary	0.00%	0
Fort Saskatchewan High	0.00%	0
Fultonvale Elementary Junior High	0.00%	0
Glen Allan Elementary	0.00%	0
Heritage Hills Elementary	0.00%	0
James Mowat Elementary	0.00%	0
Lakeland Ridge	0.00%	0
Lamont Elementary	0.00%	0
Lamont High	0.00%	0
Mills Haven Elementary	0.00%	0
Mundare School	0.00%	0
Next Step Fort Saskatchewan	0.00%	0

2024-25 EIPS Annual Feedback Survey: For Staff

Next Step Sherwood Park	0.00%	0
Next Step Vegreville	0.00%	0
Pine Street Elementary	100.00%	32
Rudolph Hennig Junior High	0.00%	0
Salisbury Composite High	0.00%	0
Sherwood Heights Junior High	0.00%	0
SouthPointe School	0.00%	0
Strathcona Christian Academy Elementary	0.00%	0
Strathcona Christian Academy Secondary	0.00%	0
Uncas Elementary	0.00%	0
Vegreville Composite High	0.00%	0
Wes Hosford Elementary	0.00%	0
Westboro Elementary	0.00%	0
Win Ferguson Elementary	0.00%	0
Woodbridge Farms Elementary	0.00%	0
TOTAL		32

Q2 As a result of being in the Play and Learn at School (PALS) program in the Division, children are demonstrating growth in their development.

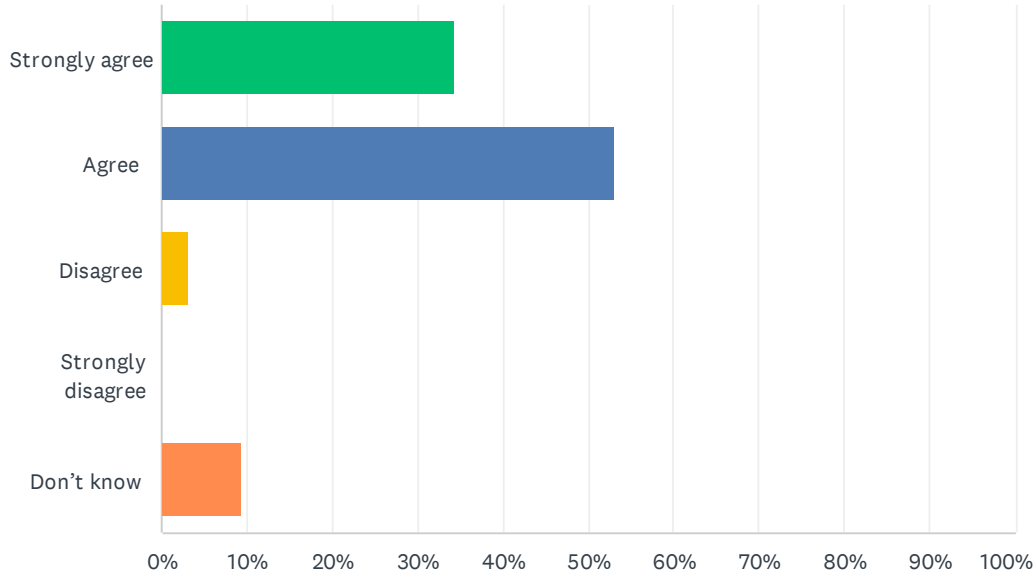
Answered: 32 Skipped: 0



ANSWER CHOICES	RESPONSES	
Strongly agree	50.00%	16
Agree	37.50%	12
Disagree	0.00%	0
Strongly disagree	0.00%	0
Don't know	12.50%	4
TOTAL		32

Q3 As a result of the kindergarten programming in the Division, children are becoming ready to enter Grade 1.

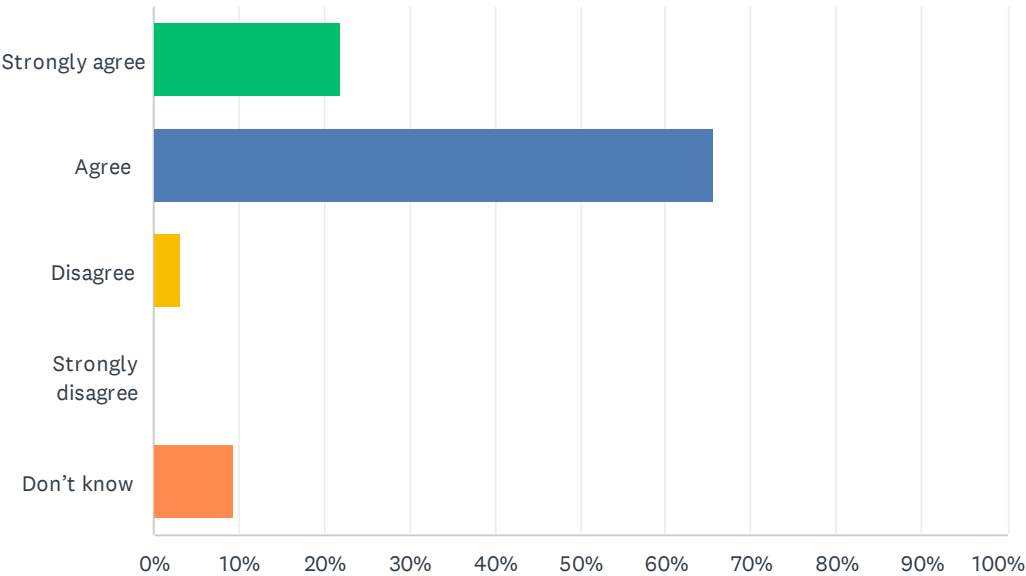
Answered: 32 Skipped: 0



ANSWER CHOICES	RESPONSES	
Strongly agree	34.38%	11
Agree	53.13%	17
Disagree	3.13%	1
Strongly disagree	0.00%	0
Don't know	9.38%	3
TOTAL		32

Q4 At my school, students' individual needs are met.

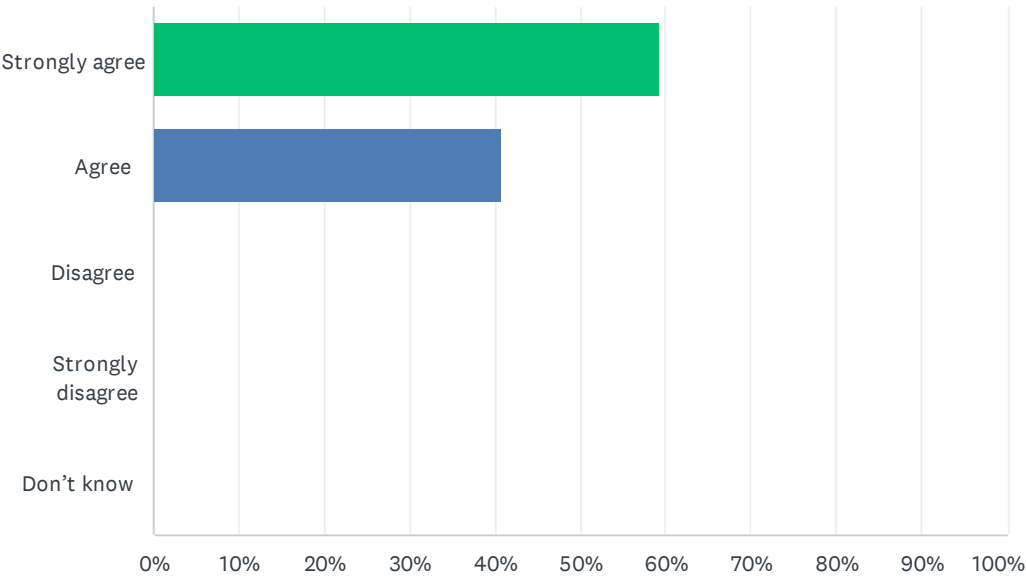
Answered: 32 Skipped: 0



ANSWER CHOICES	RESPONSES	
Strongly agree	21.88%	7
Agree	65.63%	21
Disagree	3.13%	1
Strongly disagree	0.00%	0
Don't know	9.38%	3
TOTAL		32

Q5 At my school, students are encouraged to do their best.

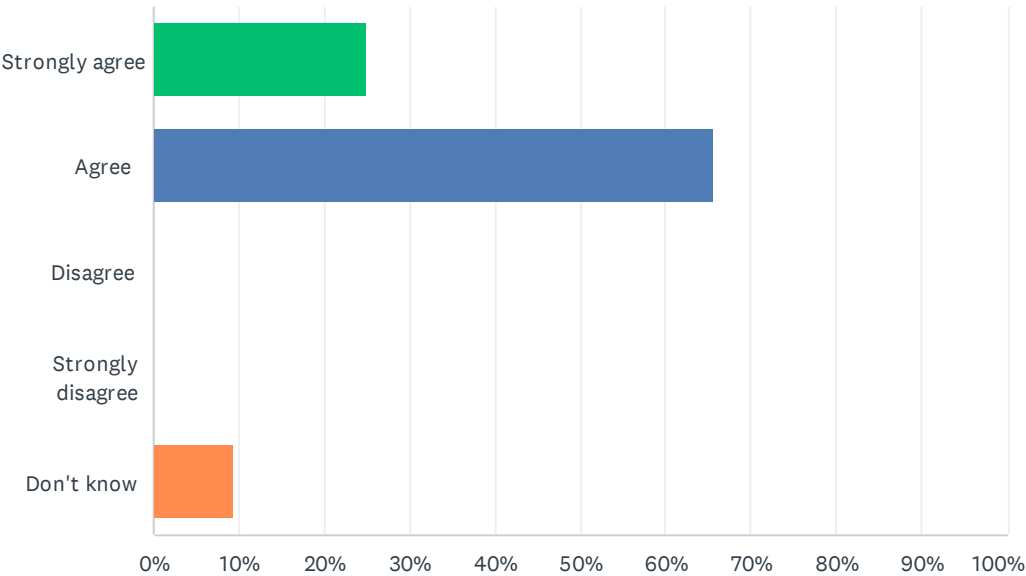
Answered: 32 Skipped: 0



ANSWER CHOICES	RESPONSES	
Strongly agree	59.38%	19
Agree	40.63%	13
Disagree	0.00%	0
Strongly disagree	0.00%	0
Don't know	0.00%	0
TOTAL		32

Q6 At my school, students are demonstrating growth in literacy.

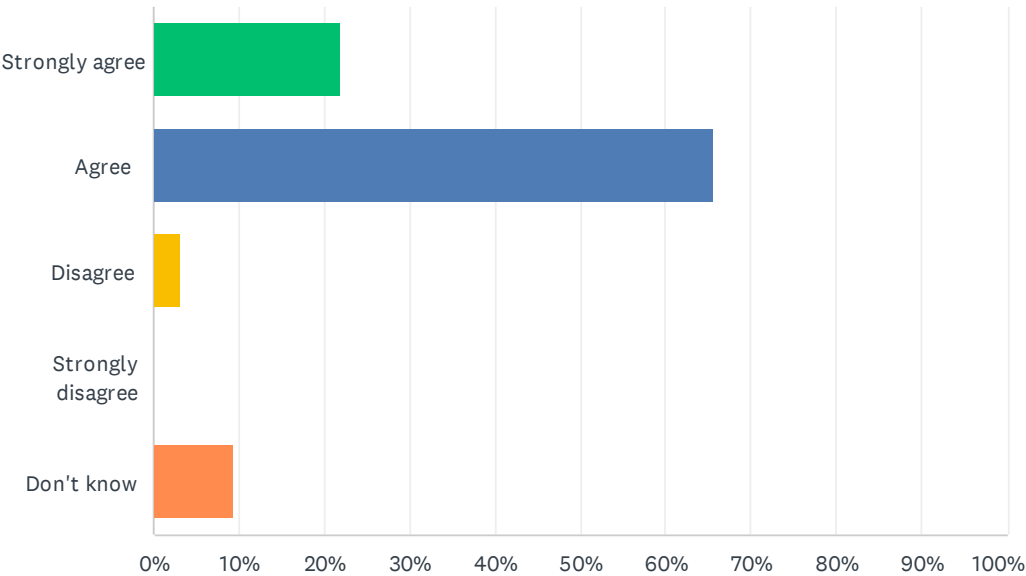
Answered: 32 Skipped: 0



ANSWER CHOICES	RESPONSES	
Strongly agree	25.00%	8
Agree	65.63%	21
Disagree	0.00%	0
Strongly disagree	0.00%	0
Don't know	9.38%	3
TOTAL		32

Q7 At my school, students are demonstrating growth in numeracy.

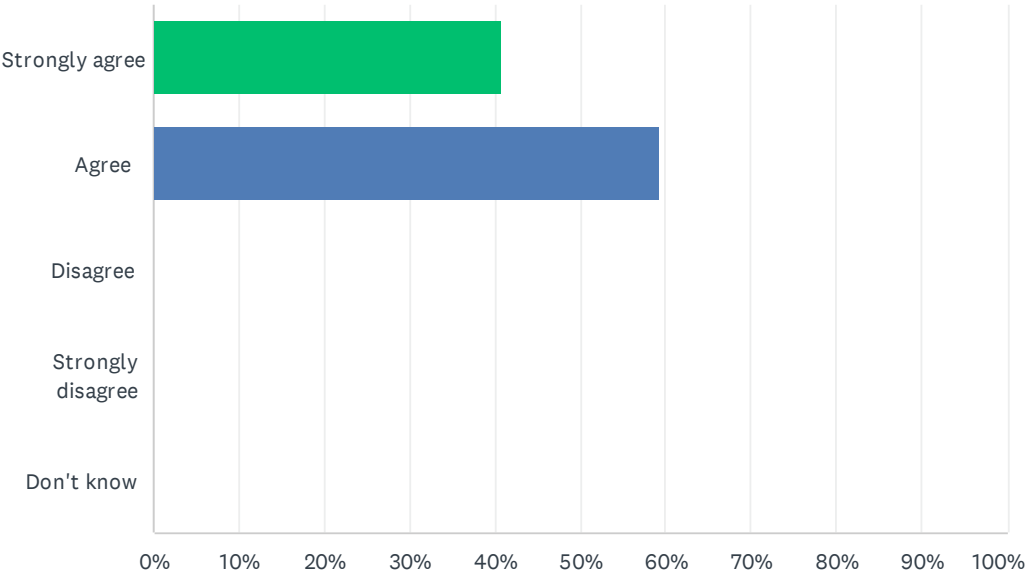
Answered: 32 Skipped: 0



ANSWER CHOICES	RESPONSES	
Strongly agree	21.88%	7
Agree	65.63%	21
Disagree	3.13%	1
Strongly disagree	0.00%	0
Don't know	9.38%	3
TOTAL		32

Q8 At my school, students are demonstrating an understanding of First Nations, Métis and Inuit culture and history.

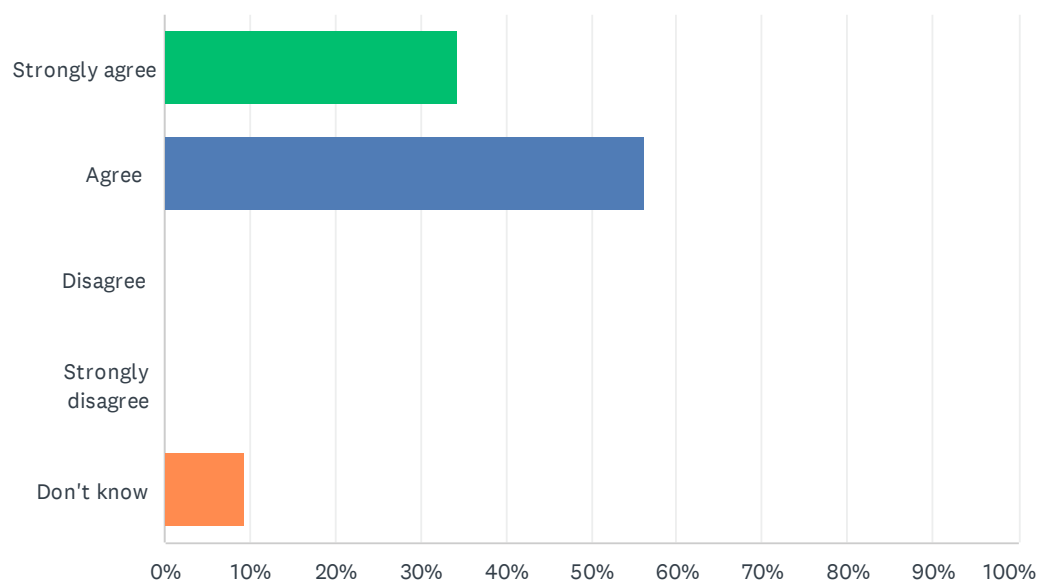
Answered: 32 Skipped: 0



ANSWER CHOICES	RESPONSES	
Strongly agree	40.63%	13
Agree	59.38%	19
Disagree	0.00%	0
Strongly disagree	0.00%	0
Don't know	0.00%	0
TOTAL		32

Q9 At my school, students are learning the knowledge, skills and attitudes necessary to be successful in life.

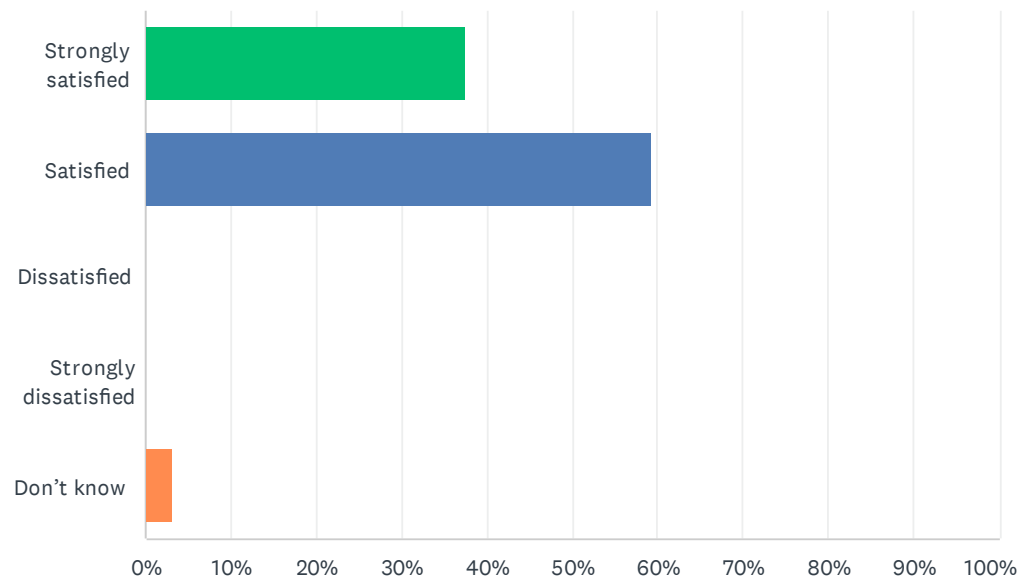
Answered: 32 Skipped: 0



ANSWER CHOICES	RESPONSES	
Strongly agree	34.38%	11
Agree	56.25%	18
Disagree	0.00%	0
Strongly disagree	0.00%	0
Don't know	9.38%	3
TOTAL		32

Q10 How satisfied are you with the quality of education students are receiving at your school?

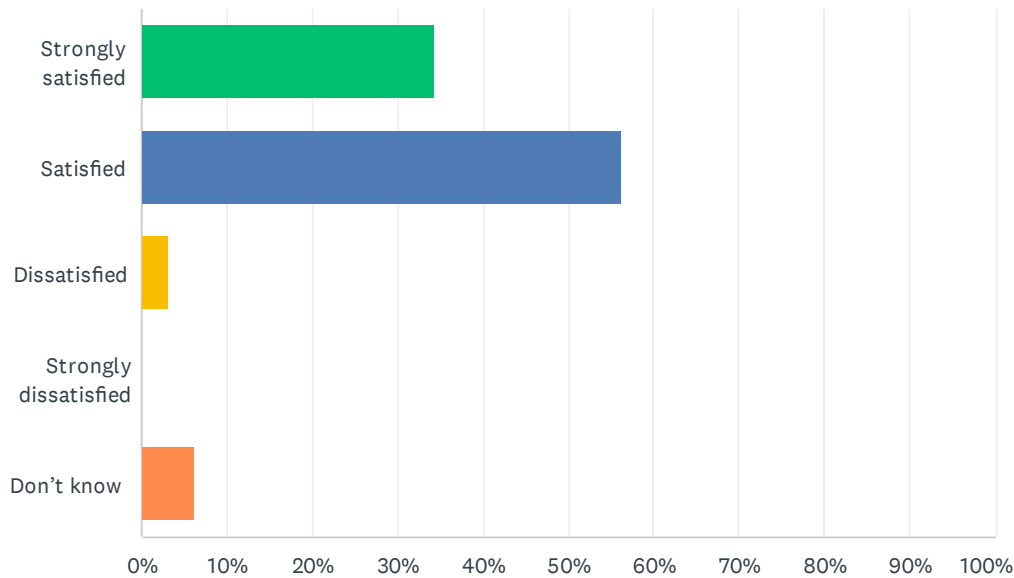
Answered: 32 Skipped: 0



ANSWER CHOICES	RESPONSES	
Strongly satisfied	37.50%	12
Satisfied	59.38%	19
Dissatisfied	0.00%	0
Strongly dissatisfied	0.00%	0
Don't know	3.13%	1
TOTAL		32

Q11 How satisfied are you with the quality of teaching in the Division?

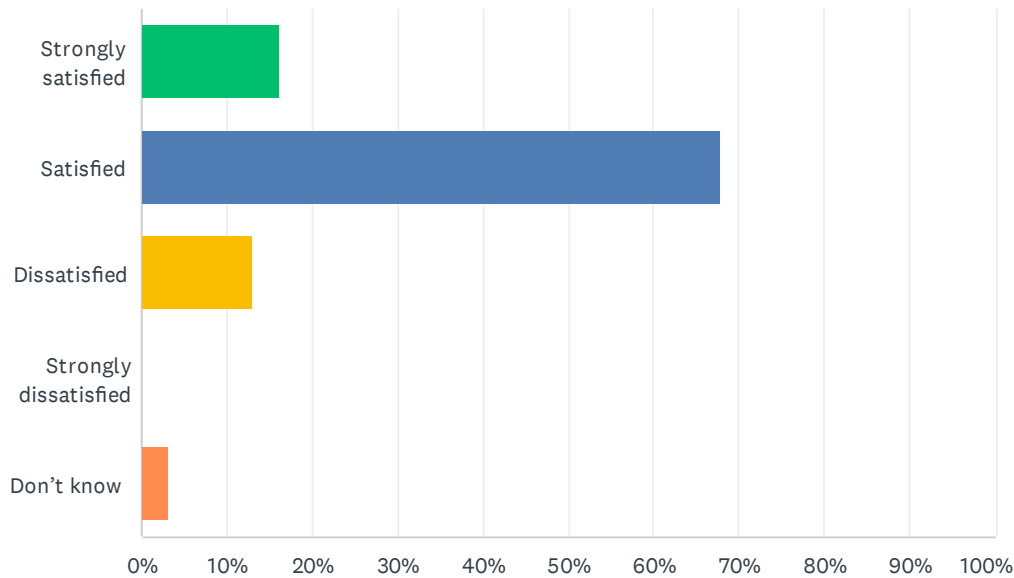
Answered: 32 Skipped: 0



ANSWER CHOICES	RESPONSES	
Strongly satisfied	34.38%	11
Satisfied	56.25%	18
Dissatisfied	3.13%	1
Strongly dissatisfied	0.00%	0
Don't know	6.25%	2
TOTAL		32

Q12 How satisfied are you with the leadership in the Division?

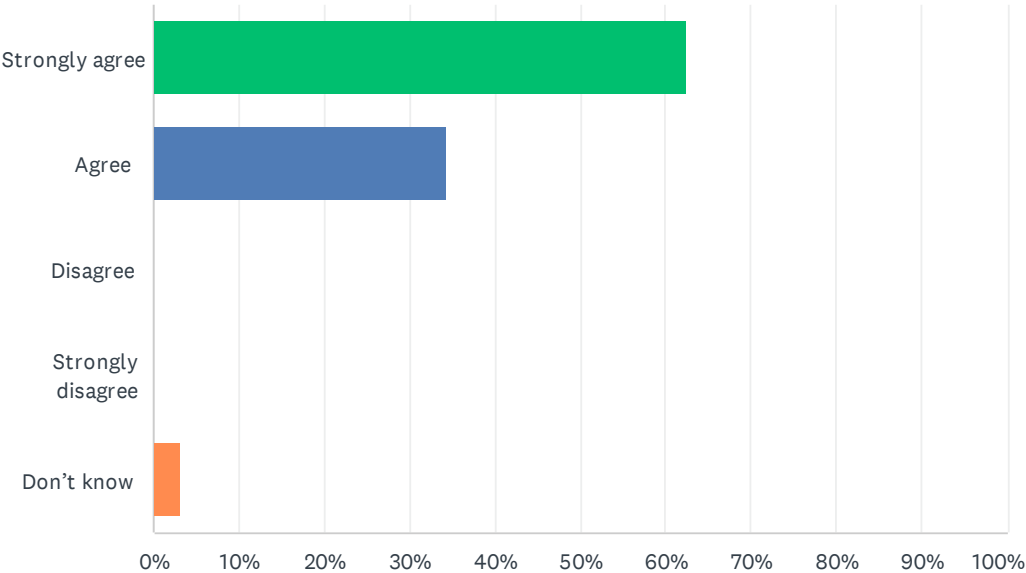
Answered: 31 Skipped: 1



ANSWER CHOICES	RESPONSES	
Strongly satisfied	16.13%	5
Satisfied	67.74%	21
Dissatisfied	12.90%	4
Strongly dissatisfied	0.00%	0
Don't know	3.23%	1
TOTAL		31

Q13 At my school, students are encouraged to be responsible, respectful and engaged citizens.

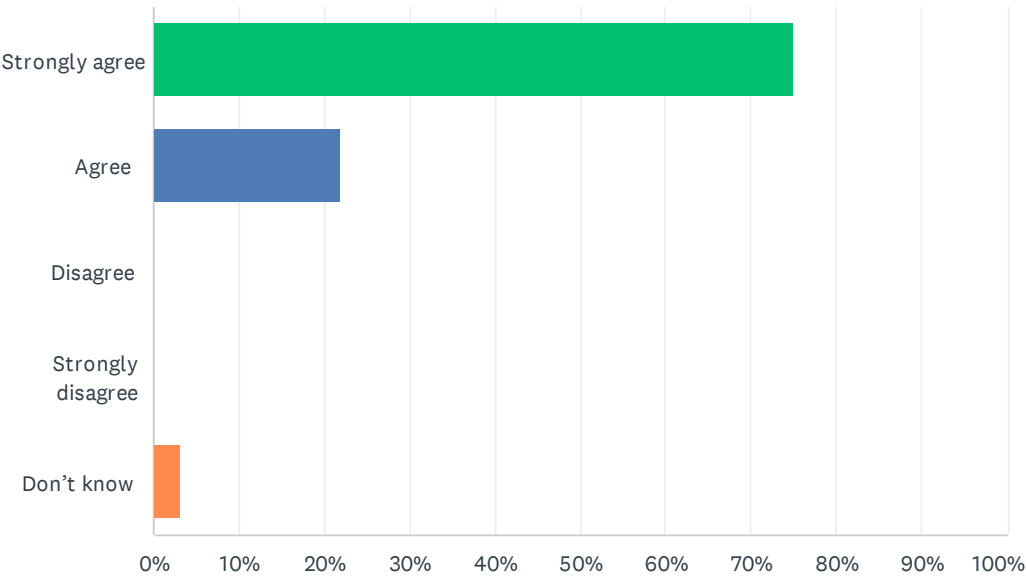
Answered: 32 Skipped: 0



ANSWER CHOICES	RESPONSES	
Strongly agree	62.50%	20
Agree	34.38%	11
Disagree	0.00%	0
Strongly disagree	0.00%	0
Don't know	3.13%	1
TOTAL		32

Q14 School staff care about students.

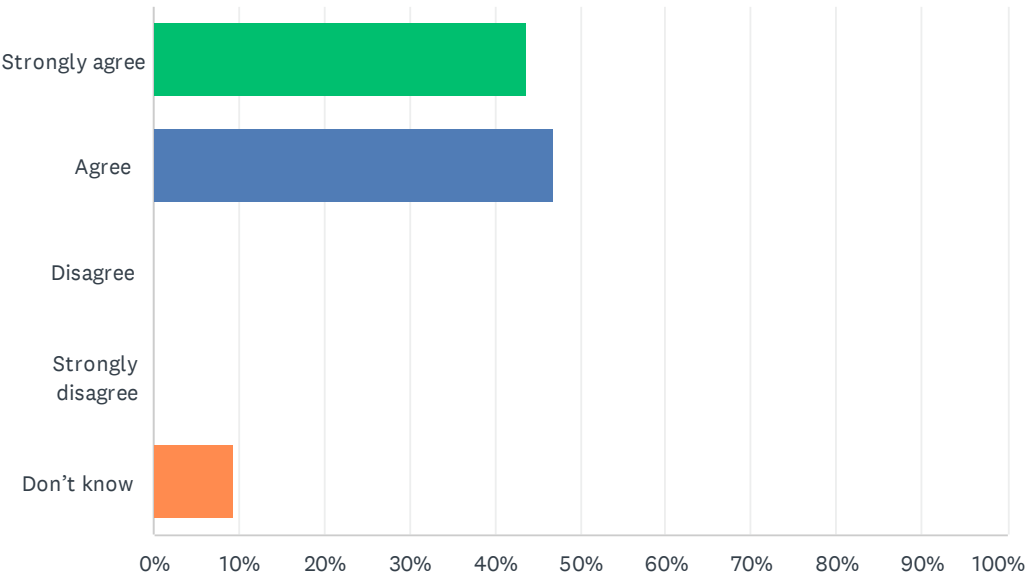
Answered: 32 Skipped: 0



ANSWER CHOICES	RESPONSES	
Strongly agree	75.00%	24
Agree	21.88%	7
Disagree	0.00%	0
Strongly disagree	0.00%	0
Don't know	3.13%	1
TOTAL		32

Q15 My school handles discipline fairly and reasonably.

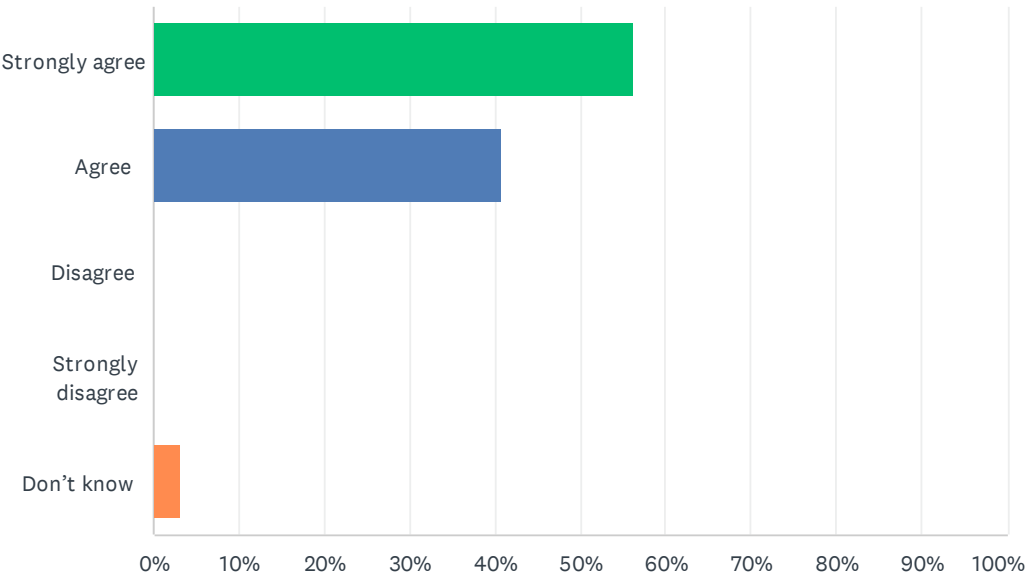
Answered: 32 Skipped: 0



ANSWER CHOICES	RESPONSES	
Strongly agree	43.75%	14
Agree	46.88%	15
Disagree	0.00%	0
Strongly disagree	0.00%	0
Don't know	9.38%	3
TOTAL		32

Q16 My school is safe.

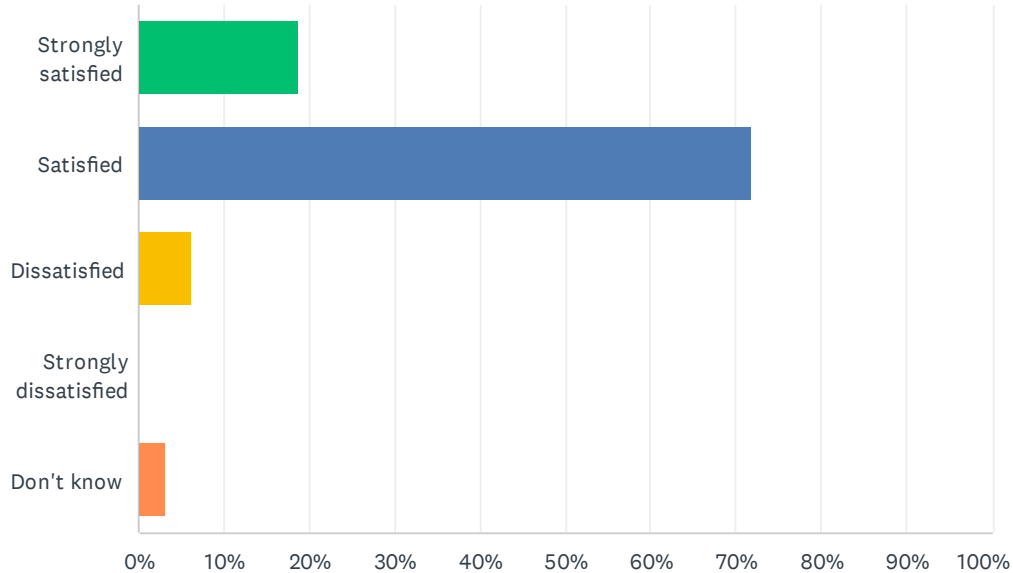
Answered: 32 Skipped: 0



ANSWER CHOICES		RESPONSES	
Strongly agree		56.25%	18
Agree		40.63%	13
Disagree		0.00%	0
Strongly disagree		0.00%	0
Don't know		3.13%	1
TOTAL			32

Q17 How satisfied are you with the resources available to support teaching and learning at your school?

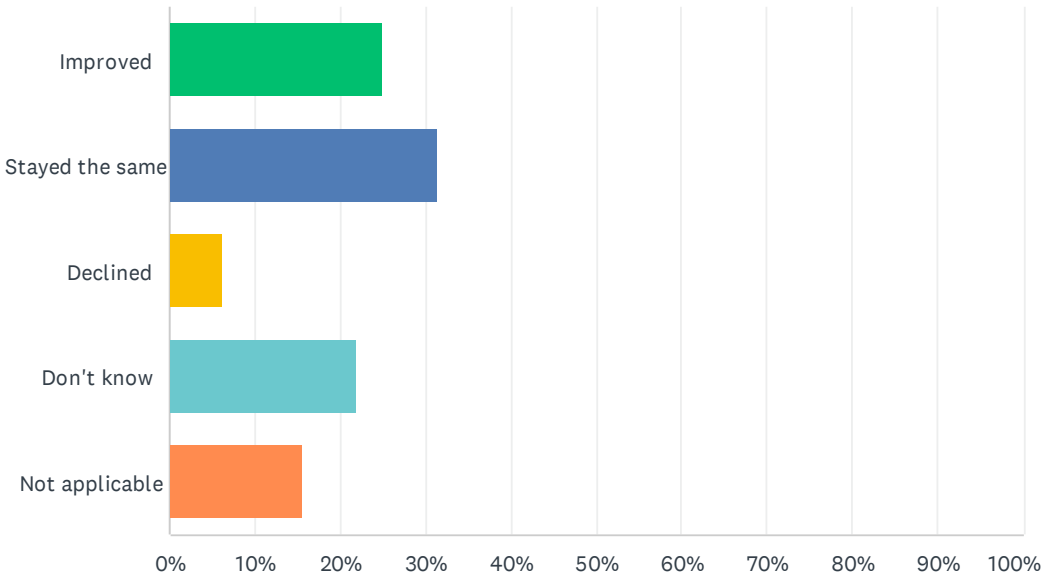
Answered: 32 Skipped: 0



ANSWER CHOICES	RESPONSES	
Strongly satisfied	18.75%	6
Satisfied	71.88%	23
Dissatisfied	6.25%	2
Strongly dissatisfied	0.00%	0
Don't know	3.13%	1
TOTAL		32

Q18 In your opinion, has the quality of education at your school improved, stayed the same or declined in the past three years?

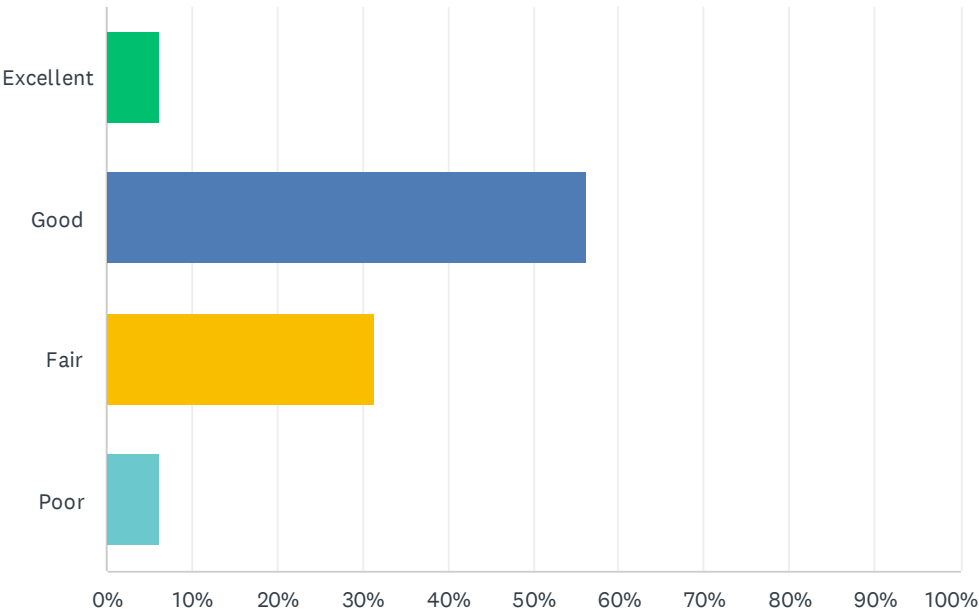
Answered: 32 Skipped: 0



ANSWER CHOICES	RESPONSES	
Improved	25.00%	8
Stayed the same	31.25%	10
Declined	6.25%	2
Don't know	21.88%	7
Not applicable	15.63%	5
TOTAL		32

Q19 How do you rate the physical condition of your school?

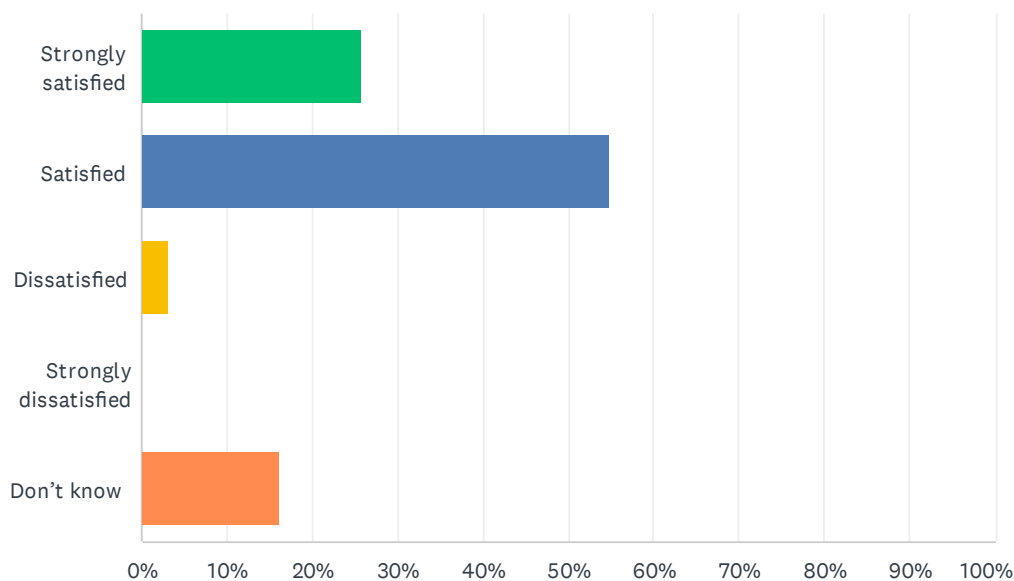
Answered: 32 Skipped: 0



ANSWER CHOICES	RESPONSES	
Excellent	6.25%	2
Good	56.25%	18
Fair	31.25%	10
Poor	6.25%	2
TOTAL		32

Q20 How satisfied are you with the opportunities provided to parents and caregivers to be involved in their child's education?Refer to the EIPS Parent Engagement overview for examples of parent involvement and engagement opportunities that help support student success.

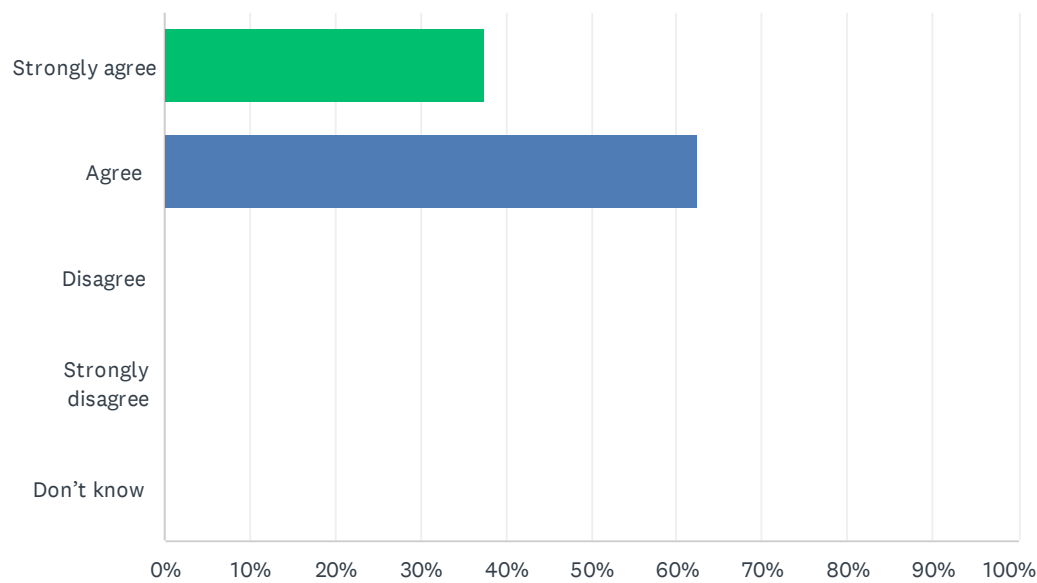
Answered: 31 Skipped: 1



ANSWER CHOICES	RESPONSES	
Strongly satisfied	25.81%	8
Satisfied	54.84%	17
Dissatisfied	3.23%	1
Strongly dissatisfied	0.00%	0
Don't know	16.13%	5
TOTAL		31

Q21 The school keeps families informed about their child's progress and achievement.

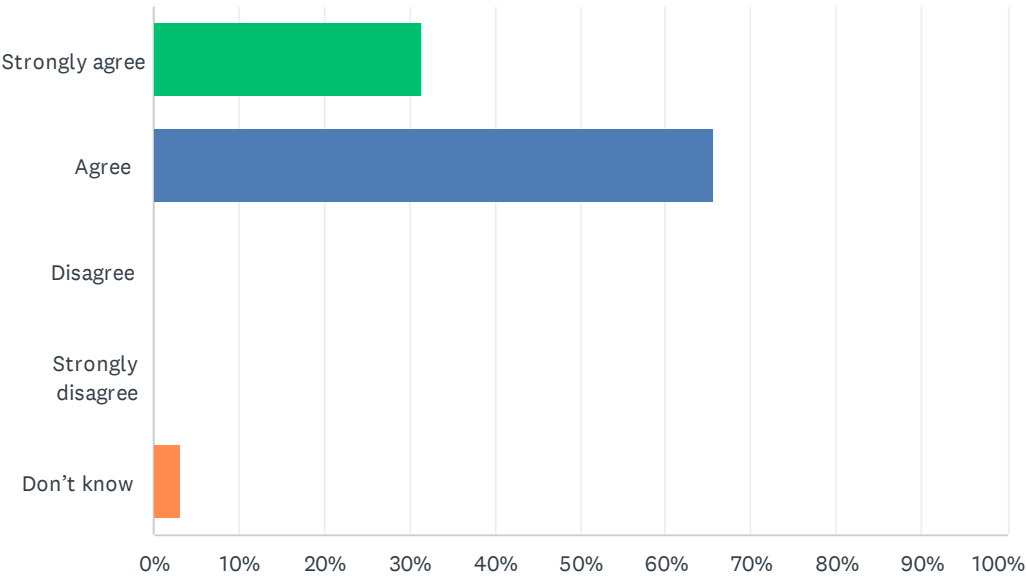
Answered: 32 Skipped: 0



ANSWER CHOICES	RESPONSES	
Strongly agree	37.50%	12
Agree	62.50%	20
Disagree	0.00%	0
Strongly disagree	0.00%	0
Don't know	0.00%	0
TOTAL		32

Q22 There is open and honest communication within my school.

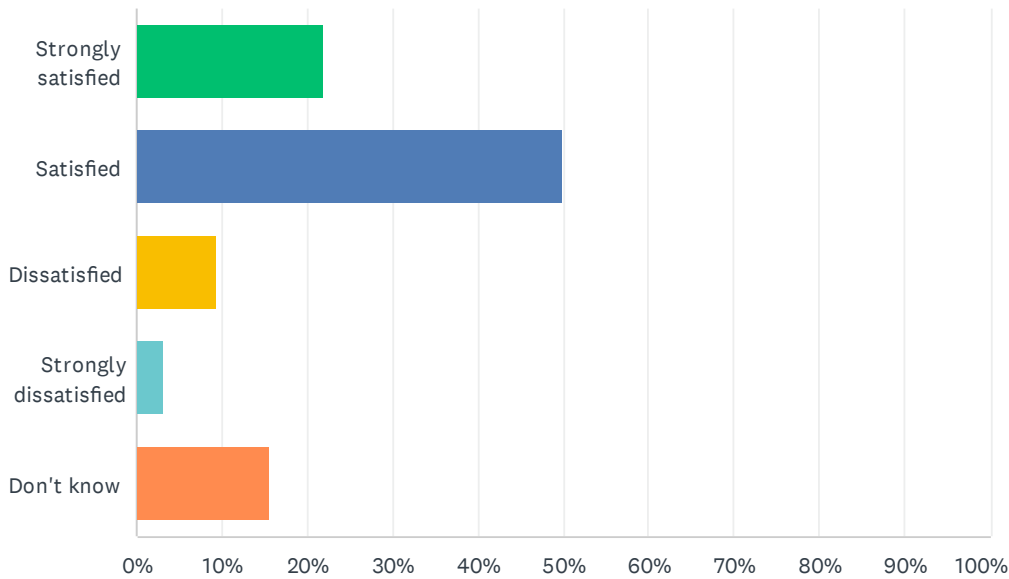
Answered: 32 Skipped: 0



ANSWER CHOICES	RESPONSES	
Strongly agree	31.25%	10
Agree	65.63%	21
Disagree	0.00%	0
Strongly disagree	0.00%	0
Don't know	3.13%	1
TOTAL		32

Q23 How satisfied are you with the Division’s commitment to engaging stakeholders—including staff—about matters that affect decision-making and public education? Refer to the list of recent public engagement efforts throughout EIPS for examples of involvement and engagement opportunities.

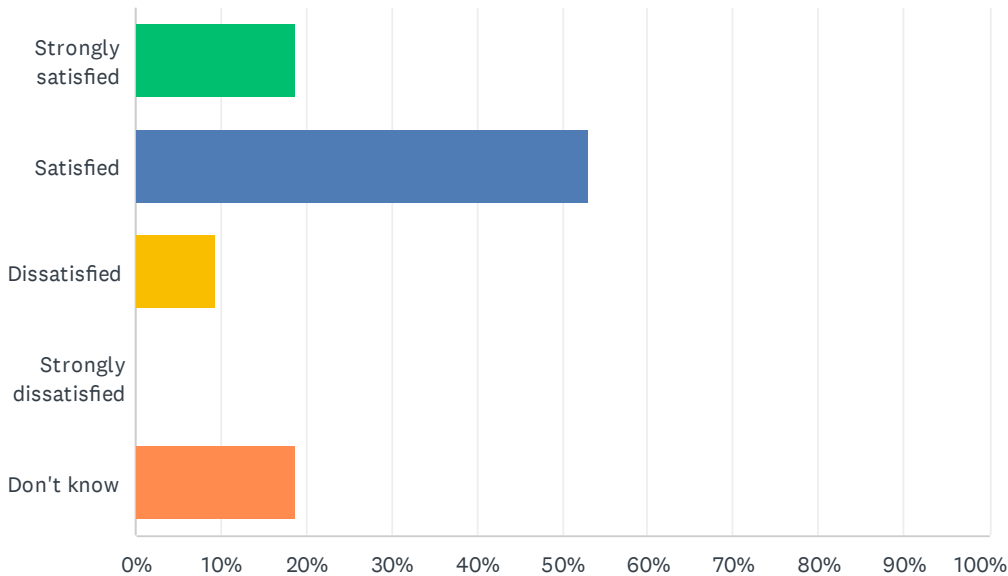
Answered: 32 Skipped: 0



ANSWER CHOICES	RESPONSES	
Strongly satisfied	21.88%	7
Satisfied	50.00%	16
Dissatisfied	9.38%	3
Strongly dissatisfied	3.13%	1
Don't know	15.63%	5
TOTAL		32

Q24 How satisfied are you with the Division’s commitment to advocating for public education?Refer to the Board Advocacy page for examples of ongoing advocacy work of the Board of Trustees.

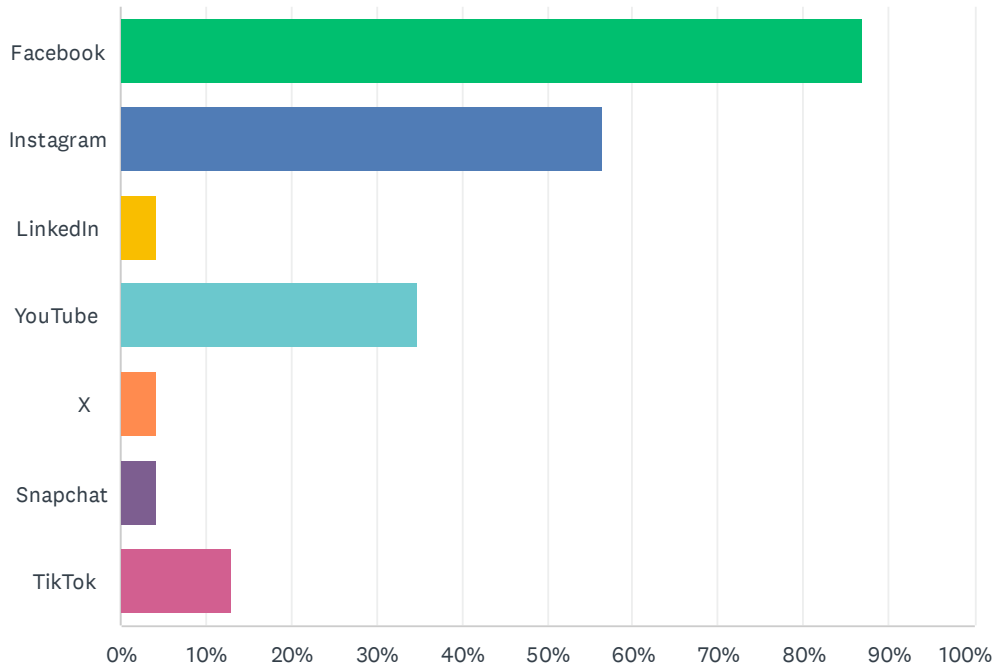
Answered: 32 Skipped: 0



ANSWER CHOICES	RESPONSES	
Strongly satisfied	18.75%	6
Satisfied	53.13%	17
Dissatisfied	9.38%	3
Strongly dissatisfied	0.00%	0
Don't know	18.75%	6
TOTAL		32

Q25 The Division and schools often share news and information on social media. Which of the following platforms do you use? Check all that apply.

Answered: 23 Skipped: 9



ANSWER CHOICES	RESPONSES	
Facebook	86.96%	20
Instagram	56.52%	13
LinkedIn	4.35%	1
YouTube	34.78%	8
X	4.35%	1
Snapchat	4.35%	1
TikTok	13.04%	3
Total Respondents: 23		